



Advanced
Automation
Systems



Drip Irrigation Production Lines

Production Lines range

Production Lines for Flat Emitters



N350 FL

Pages 8-25




H250 FL

Pages 26-43



T250 FL

Pages 44-61



S180 FL

Pages 62-75

Production Line for Cylindrical Emitters



R120 CL

Pages 76-88

**By utilizing our knowledge,
experience and expertise, we offer
the most advanced solutions for the
drip irrigation industry worldwide**





We are a global leader in developing state of the art production lines for the drip irrigation industry

Production Solutions

We are a global leader in designing and developing state of the art production lines for the drip irrigation industry. By combining the knowledge, experience and expertise of our dedicated R&D department with the cutting-edge technology, we are able to deliver the best possible solution for every dripline production.

Being active in drip irrigation manufacturing for more than 40 years worldwide, enables us to offer to our partners the optimal solution, tailored for their specific manufacturing capabilities and market needs.

Production lines

Our production lines are designed and developed for the optimal and uninterrupted operation, at the highest possible production speed, while at the same time attaining the maximum efficiency.

All individual parts of every production line are designed in-house by our R&D team and manufactured from carefully selected suppliers, according to our strict specifications and under proprietary mechanical designs, perfected by our constant strive for excellence and upgrade. Our dedicated R&D department is constantly upgrading every single part, using the latest technologies available for every unit, in order to offer the most efficient production lines of the highest quality, which will constantly add value to our partners operations and dripline production.

Software

One of the most important elements of our production lines, is the fully customized, in-house developed operation software. Our software makes all parts work together in perfect harmony, for achieving the highest efficiency and effectiveness.

Our dedicated R&D software experts, design, develop and constantly upgrade the software of our production lines in order to achieve the optimum operation of every single mechanical component. That offers the benefit of constantly improving it and enables us to provide bespoke solutions to our partners.

Additionally, our team has designed and developed an easy to comprehend and operate Human-Machine Interface (HMI), which requires the minimum effort from the end user, while controlling 100% of the production line operation and individual functions, from all access points available.

Production Lines

We offer three types of production lines for drip irrigation pipe (dripline) production, which utilize all emitter types that we produce, both flat and cylindrical.

- N350 FL Ultra-High-Speed production line for Nano® emitters
- H250 FL, T250 FL and S180 FL High-Speed production lines for flat emitters
- R120 CL High-Speed production line for cylindrical emitters

Our production lines are designing and developing in-house by our dedicated R&D department with emphasis on the highest possible production efficiency. The aim is to enable our partners to produce the highest quality dripline and ultimately add value to their production and operations.

A.A.S. Emitters Actual Size




Table Legend

- (1). Option for reducing the total length to 25,6m under certain conditions
 (2). Total length with two feeders: 39,9m, with 1 feeder: 38,8m
 (3). Total length with automatic coiler (120m/min): 42,3m
 Total length with semi-automatic coiler and accumulator (100m/min): 43,6m
 Total length with semi-automatic (60m/min) 40,7m

For H250, T250 and S180 with automatic cylindrical coiler, the length of the line increases by 1,7m

Production Line Name		N350 FL	H250 FL	T250 FL	S180 FL	R120 CL
Emitter Type		Nano Emitters	Flat Emitters			Cylindrical Emitters
Non PC Emitters	Nano	•	•	•		
	Turbo		•	•	•	
	Turbo Compact					•
PC Emitters	Cyclone PC		•	•	•	
	Triton PC					•

Production Line Technical Specifications

Production Speed m/min	350	250	250	180	120
Inserting Rate e/min	2.500	1.250	1.250	600	500
Minimum Emitter Spacing mm	100	100	100	100	150
Minimum Wall Thickness mil	5	5	5	6	24
Maximum Wall Thickness mil	13	36	36	36	47
Minimum Pipe Diameter mm	12	12	12	12	6,35
Maximum Pipe Diameter mm	24	35	35	35	20
Cylindrical dripline with flat emitters		•	•	•	
Production Line Length m	27,6 ⁽¹⁾	39,9 ⁽²⁾	38,6	39,2	42,3 ⁽³⁾

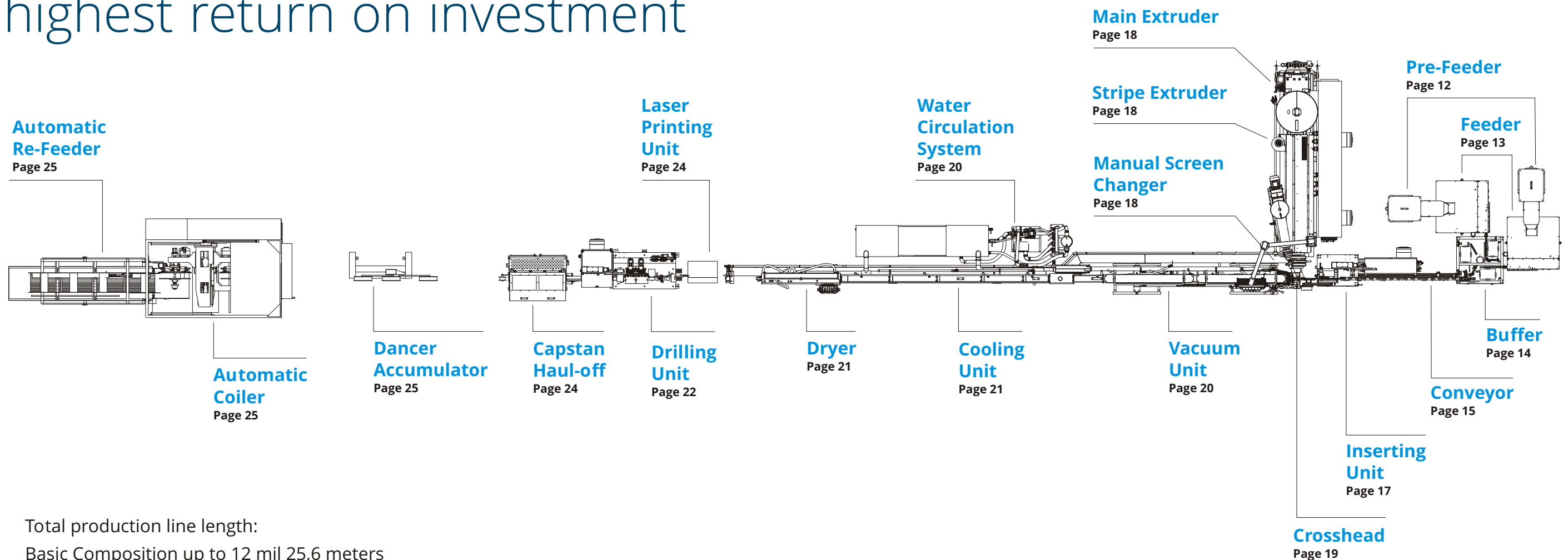
Production Line Components

Pre Feeder	2	2	•	•	•
Feeder	2	2	•	•	•
Buffer	•	•	•		
Retractable Inserting	•	•	•	•	
Main Extruder (single screw)	75/36	75/36	75/36	75/36	75/36
Co Extrusion (optional)	•	•	•	•	•
Stripe Extruder (optional)	•	•	•	•	•
Closed Loop Water Circulation	•	•	•	•	•
Vacuum Unit Length m	4	4	4	4	6
Cooling Unit Length m	4	16	16	16	18
Laser Printing Unit (optional)	•	•	•	•	•
Drilling Unit	2 Drills	1 Drill	1 Drill	1 Drill	2 Drills (2/4 Holes)
Camera Inspection	•	•	•	•	Optional
Haul-Off	Capstan	Caterpillar	Caterpillar	Caterpillar	Caterpillar
Accumulator				•	•
Automatic Coiler	•	•	•	•	•
Automatic Re-feeding (5 coils)	•	•	•		

N350 FL

is the most advanced drip irrigation production line in the industry, with the highest return on investment

Our knowledge, experience and expertise are combined with state-of-the-art technology and offered through N350 FL to our partners. From the design and development stage of every single component which is performed in-house from our R&D department, to the final commissioning of the production line at our partner's premises, we offer a unique quality experience. By bringing together the highest quality material made in Germany, with the latest technologies available, we manage to offer a comprehensive drip irrigation production solution attaining the maximum efficiency at industry leading production speed.



Total production line length:
Basic Composition up to 12 mil 25,6 meters
Including all Optional Components 30,3 meters

N350 FL

Production Speed

Up to
350
meters/min

Inserting Capacity

Up to
2.500
emitters/min

Emitter spacing

Minimum
100
mm

Production Efficiency

Up to
99%

Minimum wall thickness

From
5
mil

Maximum wall thickness

Up to
13
mil

Pipe diameter

From
12
mm

Up to
24
mm

Emitter

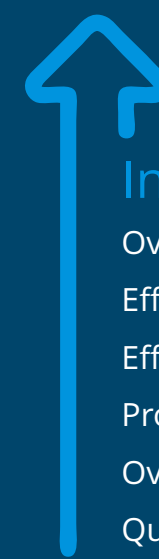


Nano®
Equivalent
Emitter*

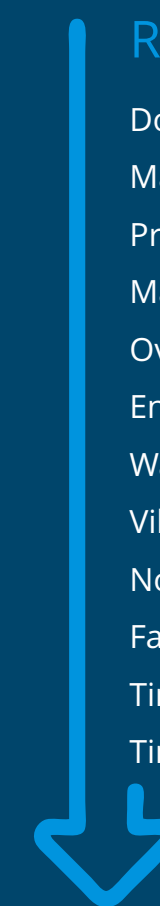
Benefits of N350 FL

The unique attention to every single detail of our production lines along with the quality excellence that we offer, provide many benefits to our partners, which all translate to increased Return On Investment (ROI).

- Industry leading production efficiency
- Industry leading production speed
- Fully customizable
- The highest return on investment
- Remote connectivity for data analysis, software updates and troubleshooting
- Continuous upgrades in software and hardware
- Ease of overall usage and settings
- Industry 4.0
- Enhanced Human Machine Interface (HMI) capabilities



Increased
Overall production
Efficiency
Effectiveness
Productivity
Overall capacity
Quality of the final product



Reduced
Downtimes
Malfunctions
Production shutdowns
Maintenance costs
Overall scrap
Energy consumption
Water usage
Vibrations
Noise
Factory floor space usage
Time between product change
Time for settings and adjustments

* Depending on the size and weight of the emitter, production speed and inserting capacity may vary.


N350 FL Components

All parts of our production lines are designed by our R&D team and produced by carefully selected suppliers according to proprietary mechanical designs.

Emitter Feeder Unit

Production lines that operate at extremely high speeds like N350 FL, need a steady and uninterrupted supply of emitters in order to ensure that there will not be a production shutdown due to lack of emitters. Therefore, the feeder unit is a very important component of the N350 FL production line.

In order for our N350 FL production line to operate at the industry leading speed of 350 meters per minute, it needs a constant supply of 2.500 emitters per minute. Feeding this quantity into the inserting unit without interruptions, faults and malfunctions is not an easy task and requires the combination of two pre-feeders, two feeders and a buffer for an optimum, efficient and effective operation.



Pre-Feeder

The pre-feeder unit ensures the continuous supply of emitters into the feeders by utilizing a fully adjustable vibration mechanism. The small adjustment increments attribute to the optimal operation of the pre-feeder in conjunction with the feeder and make the overall operation of the emitter feeder unit far more efficient. The vibration mechanism that it incorporates,


eliminates the possibility of any damage on the emitters.

The software controlling the operation of the pre-feeder along with the interconnectivity with the feeder, ensures that the optimum number of emitters is always inside the feeder by providing a steady feeding stream.

The design and mechanism of the pre-feeder, filters small particles which may be stored with the emitters during the packaging process or from storing in dusty areas. This ensures that there will be no particle insertion into the feeder which can stop the production procedure.

Each pre-feeder is equipped with advanced sensing alarms which can provide both visual and audible warnings, in order to inform the production line operator for when a refill is needed to each one of the pre-feeders.

The main material used for the construction of our pre-feeders is stainless-steel, selected for uncompromised operation. Moreover, all materials used are of the highest possible quality in terms of durability, performance and compatibility with the rest of the production line in order to ensure seamless operation under all production circumstances and climatic conditions.




Feeder

The steady and problem free emitter supply of our feeders is a key element of their design. Especially for a production line that runs at 350 meters per minute (m/min) and requires a total capacity of 2.500 Nano emitters per minute (e/min). More specifically, the feeder unit of N350FL consists of two feeders, capable of supplying more than 1.500 Nano e/min each. Their combination provides the overall desired quantity.

Flat emitters need to be placed with their outlet chamber facing upwards before entering the inserting unit, in order to be in the correct place for the drilling machine to make the hole or cut in the right spot. Furthermore, non-symmetrical emitters like Nano, have to be placed in a certain direction, since the outlet chamber is at the edge of the emitter and not in the center. This need, along with the increased speed and inserting rate of the N350 FL, led us to develop an entire new and innovative way of handling the emitter's direction. The result is higher percentage of sorted emitters inside the centrifugal feeder and a steady insertion rate. This is achieved by a unique statistical motion analysis of the emitter that we have developed.

The build quality of the centrifugal feeders is extremely important since they handle an enormous amount of emitters during their lifecycle. Our feeders are manufactured with extremely precise machinery and the highest possible quality materials, selected for the particular operation. Special chemical treatment of all the aluminum parts, ensure a life-time and trouble-free operation.

The feeders are designed and manufactured by keeping in mind another important aspect related to the production floor, which is the



overall space occupancy of the production line. Being able to achieve top performance and durability by keeping the feeder as small as possible is challenging yet achievable with the correct design.

The use of a centrifugal feeding system in combination with the extremely low manufacturing tolerances of the parts, results in a non-damaging feeding and insertion process of the emitters.


Each feeder carries individual alarm signaling, with both visual and acoustic functions for distant alarm acknowledge. The alarm can be set for several different parameters including lack of emitters, emitter jam, a subsystem malfunction etc. All individual alarms of the feeder unit can be set and accessed through the main control panel.

The feeder incorporates a fully automated self-cleaning mechanism for the unlikely event of emitter jamming. The entire process is a combination of a specially developed software, along with the mechanical design and characteristics of the feeder. This combination ensures the perfect balance between the pre-feeder and the inserting unit. The feeder acts as a balance connection point of the overall feeding unit, between the emitter storage which is the pre-feeder and emitter destination, the inserting unit.

Buffer

The buffer plays a very important role in high speed production lines since it ensures the uninterrupted supply of emitters between the feeders and the inserting unit of the line and serves as the link between them. Our buffer unit has a total capacity of over 3.000 emitters and it is designed with two emitter lines. Its primary role is to keep the inserting rate steady with a predetermined pace, in order to avoid any production shutdown from lack of emitters.


We have developed the Smart Feeder Selection, a fully automated high precision function. The process enables the automatic selection of the feeder that has the highest emitter quantity, in order to prevent emitter shortage in the line. Moreover, it controls the time that the emitters are buffered inside the system, while it is designed to automatically select the optimal feeding route of the emitters.



Our buffer is equipped with a unique Emitter Tear Protection System, which was designed in collaboration with our emitter design team. The tear protection system eliminates emitter damage during the feeding and inserting process.

The temperature-controlled surfaces which are incorporated in our buffer, serve several important production functions which are directly linked with the final quality of the dripline.

Our buffer is equipped with an Advanced



Sensing system which is able to provide several acoustic and visual alarms depending on the preset settings. This enhances the seamless operation of the production line and secures the optimum production capability.

The build quality of the buffer unit is exceptional, with all parts manufactured under strict tolerances. Moreover, the special chemical treatment of all aluminum parts ensures a trouble-free and life-time operation. All critical parts are manufactured from a special aluminum alloy, which ensures that the emitters will not be damaged during the buffering process. Finally, the high precision bearing that we use in our buffer, secures the optimum circular movement that is required. The combination of all the above guarantees that every single emitter will exit the buffer and enter the inserting unit through the conveyor, in perfect condition.

On top of the incorporated self-cleaning mechanism of the buffer lanes, the design of the buffer allows for extremely easy, fast and problem free cleaning, resulting in minimum downtime during the overall cleaning procedure.

The overall dimensions of the buffer and its emitter capacity are designed for supplying at least 3.000 emitters, which translates to more than one-minute of uninterrupted emitter supply. This provides plenty of time to the line operator to react in the unlikely event of any alarm triggering.

Conveyor

Our unique conveyor design enables the perfect transfer of the emitters from the buffer module to the inserting unit. The operation is performed with the use of an innovative custom-made conveyor belt, designed and developed from our R&D, specifically for the task. The belt is made from a special material which secures the optimum transfer of the emitter towards the inserting, without damaging the emitter in the process due to friction.

The innovative design of the conveyor belt, provides the opportunity to operate without the use of air as the main transfer force. By not incorporating air, we make sure that no dust or any foreign particles are blown on the emitter surface, or even worse in its labyrinth and water inlet. Moreover, with the use of a conveyor belt, we have completely eliminated the operational noise for the particular module of our production line.

The length of the conveyor itself, is optimized for the extremely high insertion rate and speed of N350 FL production line, while it



operates in combination with the buffer to ensure a stable emitter supply.

An advanced alarm sensing system is developed, to guarantee high quality end-product under the strictest industry's specifications and seamless operation of the module in the unlikely event of a malfunction during the feeding process.

All critical parts are manufactured under strict tolerances, from a special aluminum alloy to secure no damage on the emitters during the transfer process.

Moreover, a special chemical treatment of all aluminum parts, guarantees a life-time operation without compromising the production speed and performance.



Human-Machine Interface (HMI)

The main idea behind the design of our user interface, is to make it as easy to use and understand as possible, while controlling 100% of the production line functions from all access points. Moreover, the fact that the production line operators keep changing in the factories, the training for every single one should not take too long. Therefore, we designed an interface that is straightforward for every operator regardless of their production knowledge and requires the minimum settings to produce a high-quality dripline.

Hence, the interaction with the machine is user-friendly and the navigation of the parameters is optimized according to the real production needs. The same principle has been followed for the mechanical adjustments of the line. We reinvented, designed and developed every small detail of each component of the production line in order to make it as efficient and effective it can possibly be.



Our HMI is fully customizable and adjustable in order to best fit the production needs and capabilities of our partners. The evaluation metrics of the production line can be set according to user's preference. This allows for a custom fit of the line's operation to each dripline manufacturer, according to their standards.



The HMI provides detailed statistics, data and graphs of the production line operation, along with a complete set of the production output data. Those functions transform the HMI to a powerful decision-making tool for production planning, cost analyzing, efficiency and effectiveness increasing and so on. Moreover, it is a user-friendly ad hoc monitoring of the production.

The industry 4.0 connectivity that our production lines incorporate, allows for remote line monitoring. This means that you can review and evaluate every production aspect remotely, without having to get in contact with the production line or visit the production floor.

IoT capabilities of our production lines ensure that the infrastructure follows the most up to date technologies. The advantages of useful insights are countless and result in production data that can be used for continuous improvements in dripline production and therefore increased ROI and profit.


Moreover, remote connectivity provides the ability for remote troubleshooting and constant updates for the production line software, directly from our premises to your production line.

Inserting Unit

We have separated the production line in five main parts in order to collect real time data before and after each part. The data collected are processed and provide valuable information to the line operator for any production issue that is not associated with the alarm triggering process. This enables the operator to rapidly and easily identify and solve any production issue without delays which will result in production downtimes.

The inserting unit is designed with an advanced automatically retractable function, which allows the insertion of the stinger without the movement of the whole inserting system. This unique function provides a seamless operation, without any part tearing, while at the same time it doesn't require extensive space for its operation.


Our Smart Control function ensures extreme accuracy for emitter inserting into the drip irrigation pipe that can be achieved by the combination of our advanced software and quality excellence of our production line components. The advanced algorithms we



use, achieve the minimum emitter spacing fluctuation of the dripline in the industry.

The inserting unit is designed with a unique quality control mechanism for identifying defective emitters. This means that the overall production line operation will not stop for just one defective emitter, which will result in increased production costs, downtimes and scrap.

Our inserting unit is operated by two servo motors which are able to provide both flawless and seamless operation. Moreover, their design and capabilities ensure a literally limitless insertion rate, since there are no other mechanical limitations in their operation.



Extruder

Our extruders feature a special screw design, which was developed for extremely stable material feeding of the head, under all circumstances. The precise and excellent mix of the material is essential for high quality dripline production. Finally, the stress-free push of the material towards the crosshead is vital for forming a perfect inner layer of the pipe, which will accommodate the emitters and will provide a nice and smooth outer surface.

The extruder screw and the barrel are chemically processed for life-time, trouble free operation, in conjunction with the use of virgin raw materials. For the use of recycled raw materials, we offer a different solution of a bimetal construction of screw and barrel. High quality top of the line gearbox is used, renowned for its completely noiseless operation, which also ensures the longevity of the equipment.


We use ceramic resistors which secure the

long-lasting resisting process at high-watt operation.

The advanced PID-controlled heating elements that we incorporate, makes sure that the temperature of all points along the surface of the pipe are the correct ones for the dripline production.

The manual screen changer that we are using, provides a very large filtration surface. Moreover, it has the ability to operate at very high pressures without any leakage. Finally, the change of the filter itself is very easy and doesn't require special tools or knowledge from the operator.

We offer the option for a co-extruder which enables the use of recycled raw materials. Moreover, with the coextrusion function, the final product can be customized with the use of different color stripes. Those two benefits of the coextrusion allows the manufacturer to offer a very wide product range to the market, and fulfill every customer demand.



The interface that we have developed is extremely user friendly and utilizes a wide LED screen for the easiest possible Human-Machine Interface (HMI) interaction..

The extruder is stabilized with the use of specially designed wheels in order to eliminate any possible vibration at its maximum operation.

The cooling methods that we have selected for the extruder are specially designed and developed to reduce the noise at the minimum possible level, which allows a communicative environment around the production line.

Crosshead

The crosshead carries our own design, in order to be able to cope with the extremely high-speed production. It incorporates dedicated resistors inside the head for uniform temperature distribution. By being closer to the flow of the material inside the head, we achieve the optimal heat transfer

and uniform temperature of the material and the space around it.

In order to produce a high-quality thin wall dripline at such a high operating speed, a very low pressure of the material is essential. This is the reason why we have designed a unique crosshead capable of combining all desired elements.

Our crosshead is designed for extreme effectiveness and efficiency, making the tools changing process, extremely easy and less time consuming.

We have managed to eliminate the pipe rotation tendency, by developing a completely new and innovative system which ensures the symmetrical distribution of pressure on the head outlet.

We want all parts of the crosshead to attain the quality excellence that we praise, therefore we have developed a special chemical process for hardening each individual part.



Vacuum Unit

The process of shaping the pipe, by adjusting the vacuum through advanced Proportional Integral and Derivative (PID) algorithms enable us to achieve an absolutely stable vacuum under pressure and water leveling.

Our vacuum design, includes a new welding and calibrating system that allows for micro adjustments of the welding process. This enables us to achieve outstanding welding under any circumstances.

We provide exceptional built quality, with all parts of the vacuum unit manufactured from high quality stainless steel. We want to ensure that no rust will be created on the surfaces of the individual parts and that the whole unit will be robust and steady under operation.

We have developed an innovative method for hole detection on the dripline, which utilizes both specially designed hardware and software. The intelligent algorithms used are

a result of extensive research on probabilistic models.

Finally, the vacuum unit is designed in such a way that when the pipe is cut, there is no water going out of the system.




Water Circulation System

We have developed a closed loop water circulation system every production line. The main advantage of this system is that each line is independent from the rest of the factory. This means that our production line is not affected in any way from the operation of other lines, or machinery in the factory.

Moreover, since there is no need for a drainage system, the production floor is always clean and most importantly free of water transfer pipes.

The quality excellence that we praise is present in the closed loop system aswell, with all parts manufactured from high quality stainless steel. By using the specific material, we make sure that no rust will be created on any surface and that the build quality is exceptional and consistent.



Cooling Unit

With our dedicated cooling unit, we achieve a uniform distribution of water with the ideal

temperature, along the complete length of the cooling through. By incorporating many water inlets and outlets on critical positions, we achieve an ideal for the task, high circulation rate. This provides an additional advantage, since it results a reduced need of overall cooling length, saving cost and valuable space on the production floor.

Just like the other parts of vacuum and cooling module, all parts of the cooling unit are manufactured from stainless steel, to ensure a rust free and long-lasting operation.

The unit carries a fully adjustable mechanism, in order to achieve the perfect alignment, in the minimum possible time, without any water leakage.




Dryer

The unique design of our dryer which is a result of extensive research and experience, along with the ingenious usage of physics, ensures that the dripline is dried perfectly.


The innovative design of the air nozzles that we have developed, provide the ability to make the perfect adjustments of both the air speed and direction. This enables the perfect drying of the dripline in a very short time.

The complete drying system is a closed type one, which means that the production noise is the minimum possible.



Laser Printing Unit

Our R&D design and development team managed to incorporate, for the first time in an ultra high speed drip irrigation production line, a laser printing unit. This purpose built unit enables ultrafast marking of traceability and marketing information on the driplines. The flexibility and precision of the marking allows the manufacturers to mark clear and unique information of unparalleled quality. As all our production line units, it is produced with the highest quality materials to ensure excellent and long lasting printing quality.




Drilling Unit

The drilling process of the dripline is one of the most complicated and yet important functions of a drip irrigation production line. This is why we have put a lot of effort in designing and developing the most advanced drilling unit in the industry. Capable of coping with the extreme drilling demand of a high-speed production, of more than 350 meters per minute. The operating capacity of each driller is up to 1.800 emitters per minute, making it the fastest drilling unit in the industry.


The dripline positioning is constantly adjusted automatically, in order to maintain the perfect position of the drip irrigation pipe under the driller and therefore perform a perfect drill every time, at the highest operation speed.

We have developed an advanced camera inspection system, which requires the minimum adjustment. The interconnectivity





that we have developed between the camera inspection unit and the pipe correction module, enables the operation of both as a closed-loop system.

The unique advanced motion control algorithms that we have developed, enables us to almost eliminate the vibrations derived from drilling. It is extremely difficult to even reduce the vibrations of the drilling unit, especially in such a high-speed production line.



We have developed a flap option, instead of a hole, for the water outlet which can be combined with the classic hole drilling and very easily interchanged. The cutting operation is performed by utilizing advanced algorithms. The flap inspection is also performed with the use of a software, specifically developed for the task.


The advanced and innovative design of every single part of the drilling unit, along with their exceptional quality, ensures that there are not any sensitive parts in the system that



can be damaged from the extreme velocity of the drilling process.

The build quality of the drilling unit is extremely important since it is a module that operates at high speed throughout its lifecycle, performing countless drills. This is the reason why it is manufactured with extremely high precision machinery and materials of the highest quality, carefully selected for the particular operation.

Moreover, the special chemical treatment of all aluminum parts, ensure a life-time and trouble-free operation. Finally, all critical parts are constructed from a special aluminum alloy to achieve an extremely low weight.



We have designed and developed a unique air vacuum system, which removes and stores the part of the pipe that has been cut during the drilling process. This leads to a totally clean space around the drilling unit, without any cutting chips.

Haul-Off

Capstan N350

The unique design of our capstan unit in conjunction with the software development and the controlled algorithms that we use, enable us to achieve a perfect and stable pulling of the dripline.

Our capstan's advanced functionality, plays a very significant role in enabling us to develop high-speed production lines.

By designing it from scratch and carefully selecting special materials for our capstan, we have managed to develop a noiseless haul off unit with no vibrations for the pull of the thin wall dripline.



Automatic Coiler

N350 Flat Dripline Coiler

Our flat coiler is fully automatic and able to cope with the high-speed production of more than 350 meters per minute. In order to avoid the time-consuming feeding of empty bobbins every eight to nine minutes, we have developed an automatic re-feeding system with a capacity of five bobbins.

The special design of our coiler provides the ability to produce a wide range of products with a total coil width from 100mm and up to 380mm.

The operation of the coiler has been designed in order to achieve a perfect coil change, at speeds in excess of 350 meters per minute, without the need of an



accumulator which will increase the overall cost and will reduce the performance and accuracy of the system.

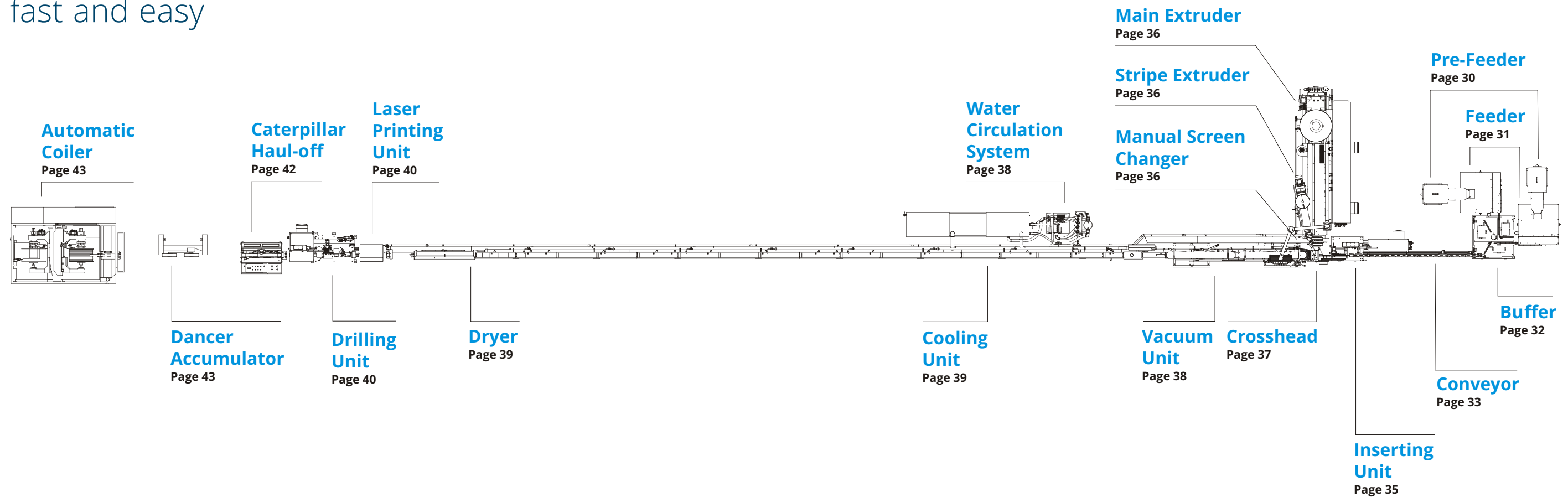
Our coiler's unique design, provides the ability to the line operator, to perfectly adjust the tension of the dripline during the coiling process, in both the steady and transient states.



H250 FL

is the only production line any manufacturer will ever need for any flat dripline production, since it incorporates an innovative emitter change mechanism, which makes the task of producing with every flat emitter extremely fast and easy

Our knowledge, experience and expertise are combined with state-of-the-art technology and offered through H250 FL to our partners. From the design and development stage of every single component which is performed in-house from our R&D department, to the final commissioning of the production line at our partner's premises, we offer a unique quality experience. By bringing together the highest quality material made in Germany, with the latest technologies available, we manage to offer a comprehensive drip irrigation production solution attaining the industry leading production efficiency.



Total production line length:
Basic Composition 38,8 meters with one feeder 39,9 meters with two feeders

H250 FL

Production Speed

Up to
250
meters/min

Inserting Capacity

Up to
1.250
emitters/min

Emitter spacing

Minimum
100
mm

Production Efficiency

Up to
99%

Minimum wall thickness

From
5
mil

Maximum wall thickness

Up to
36
mil

Pipe diameter

From
12
mm

Up to
35
mm

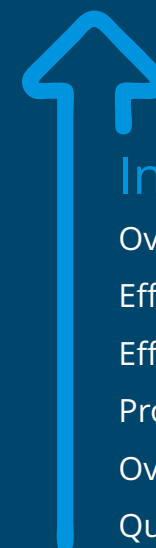
Emitters*



Benefits of H250 FL

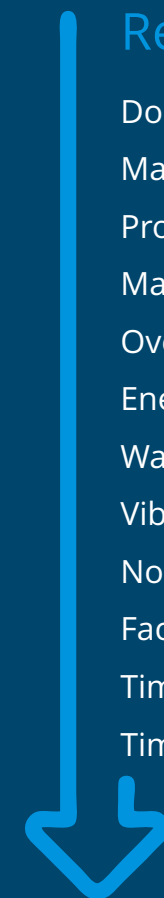
The unique attention to every single detail of our production lines along with the quality excellence that we offer, provide many benefits to our partners, which all translate to increased Return On Investment (ROI).

-  Industry leading production efficiency
-  Industry leading production speed
-  Extremely fast emitter changing mechanism
-  The highest return on investment
-  Fully customizable
-  Continuous upgrades in software and hardware
-  Remote connectivity for data analysis, software updates and troubleshooting
-  Industry 4.0
-  Ease of overall usage and settings
-  Enhanced Human Machine Interface (HMI) capabilities
-  Production of cylindrical dripline with flat emitters



Increased

- Overall production
- Efficiency
- Effectiveness
- Productivity
- Overall capacity
- Quality of the final product



Reduced

- Downtimes
- Malfunctions
- Production shutdowns
- Maintenance costs
- Overall scrap
- Energy consumption
- Water usage
- Vibrations
- Noise
- Factory floor space usage
- Time between product change
- Time for settings and adjustments

* Nano, Turbo and Cyclone PC equivalent emitters can be used with H250 FL production line. Depending on the size and weight of the emitter, production speed and inserting capacity may vary.

H250 FL Components


All parts of our production lines are designed by our R&D team and produced by carefully selected suppliers according to proprietary mechanical designs.

Emitter Feeder Unit

The feeder unit of H250 FL is designed and developed to make the emitter change task extremely fast and easy.

Production lines that operate at very high speeds like the H250 FL, need a steady and uninterrupted supply of emitters in order to ensure that there will not be a production shutdown due to lack of emitters. Therefore, the feeder unit is a very important component of the H250 FL production line.

In order for our H250 FL production line to operate at the industry leading speed of 250 meters per minute, it needs a constant supply of 1.250 emitters per minute. Feeding this quantity into the inserting unit without interruptions, faults and malfunctions is not an easy task and requires the combination of a pre-feeder, a feeder and a buffer for an optimum, efficient and effective operation.



Pre-Feeder

The pre-feeder unit ensures the continuous supply of emitters into the feeders by utilizing a fully adjustable vibration mechanism. The small adjustment increments attribute to the optimal operation of the pre-feeder in conjunction with the feeder and make the overall operation of the emitter feeder unit far more efficient. The


vibration mechanism that it incorporates, eliminates the possibility of any damage on the emitter.

The software controlling the operation of the pre-feeder along with the interconnectivity with the feeder, ensures that the optimum number of emitters is always inside the feeder by providing a steady feeding stream.

The design and mechanism of the pre-feeder, filters small particles which may be stored with the emitters during the packaging process or from storing in dusty areas. This ensures that there will be no particle insertion into the feeder which can stop the production procedure.

Each pre-feeder is equipped with advanced sensing alarms which can provide both visual and audible warnings, in order to inform the production line operator for when a refill is needed to each one of the pre-feeders.

The main material used for the construction of our pre-feeder is stainless-steel, selected for uncompromised operation. Moreover, all materials used are of the highest possible quality in terms of durability, performance and compatibility with the rest of the production line in order to ensure seamless operation under all production circumstances and climatic conditions.



Feeder

Each feeder of our H250 FL production line can accommodate different emitters, which enables the production of several different driplines in the same production line and makes it extremely effective and efficient.


The steady and problem free emitter supply of our feeders is a key element of their design. Especially for a production line that runs at 250 meters per minute (m/min) and requires a total capacity of 1.500 emitters per minute (e/min). More specifically, each feeder of H250FL, is capable of supplying more than 1.500 Turbo, 1.250 Nano and 1.000 Cyclone PC emitters per minute. The high capacity of our feeders, provides the overall desired quantity.

Flat emitters need to be placed with their outlet chamber facing upwards before entering the inserting unit, in order to be in the correct position for the drilling machine to make the hole or cut in the right spot.

This need, along with the increased speed and inserting rate of the H250 FL, led us to develop an entire new and innovative way of handling the emitter's direction. The result is higher percentage of sorted emitters inside each centrifugal feeder and a steady insertion rate. This is achieved by a unique statistical motion analysis of the emitter that our dedicated R&D department has developed.

The build quality of the centrifugal feeders is extremely important since they handle an enormous amount of emitters during their lifecycle. Our feeders are manufactured with extremely precise machinery and the highest possible quality materials, selected for the particular operation. Special chemical treatment of all the aluminum parts, ensure a life-time and trouble-free operation.

The feeders are designed and manufactured



by keeping in mind another important aspect related to the production floor, which is the overall space occupancy of the production line. Being able to achieve top performance and durability by keeping the feeder as small as possible is challenging yet achievable with the correct design.

The use of a centrifugal feeding system in combination with the extremely low manufacturing tolerances of the parts, results in a non-damaging feeding and insertion process of the emitters.


Each feeder carries individual alarm signaling, with both visual and acoustic functions for distant alarm acknowledge. The alarm can be set for several different parameters including lack of emitters, emitter jam, a subsystem malfunction etc. All individual alarms of the feeder unit can be set and accessed through the main control panel.

Our feeders incorporate a fully automated self-cleaning mechanism for the unlikely event of emitter jamming. The entire process is a combination of a specially developed software, along with the mechanical design and characteristics of the feeders. This combination ensures the perfect balance between the pre-feeders and the inserting unit. Each feeder acts as a balance connection point of the overall feeding unit, between the emitter storage which is the pre-feeder and emitter destination, the inserting unit.

Buffer

The buffer plays a very important role in high speed production lines since it ensures the uninterrupted supply of emitters between the feeders and the inserting unit of the line and serves as the link between them. Our buffer unit has a large capacity so that it can offer more than one minute of uninterrupted emitter supply and its primary role is to keep the inserting rate steady at a predetermined pace, to avoid any production shutdown from lack of emitters.


We have developed the Smart Feeder Selection, a fully automated high precision function, which is designed and developed to select the path that has to be used according to the preprogrammed production recipe. This results in the automatic selection of the appropriate feeder, which is filled with the correct emitter type for the desired dripline production.



Our buffer is equipped with a unique Emitter Tear Protection System, which was designed in collaboration with our emitter design team. The tear protection system eliminates emitter damage during the feeding and inserting process.

The temperature-controlled surfaces which are incorporated in our buffer, serve several important production functions which are directly linked with the final quality of the dripline.

Our buffer is equipped with an Advanced



Sensing system which is able to provide several acoustic and visual alarms depending on the preset settings. This enhances the seamless operation of the production line and secures the optimum production capability.

The build quality of the buffer unit is exceptional, with all parts manufactured with extremely high precision machinery. Moreover, the special chemical treatment of all aluminum parts ensures a trouble-free and life-time operation. All critical parts are manufactured from a special aluminum alloy, which ensures that the emitters will not be damaged during the buffering process. Finally, the high precision bearing that we use in our buffer, secures the optimum circular movement that is required. The combination of all the above guarantees that every single emitter will exit the buffer and enter the inserting unit through the conveyor, in perfect condition.

The design of the buffer allows for extremely easy, fast and problem free cleaning, resulting in minimum downtime during the overall cleaning procedure.

The overall dimensions of the buffer and its emitter capacity is designed to be able to offer more than one minute of uninterrupted emitter supply. This provides plenty of time to the line operator to react in the unlikely event of any alarm triggering.

Conveyor

Our unique conveyor design enables the perfect transfer of the emitters from the buffer module to the inserting unit. The operation is performed with the use of an innovative custom-made conveyor belt, designed and developed from our R&D, specifically for the task. The belt is made from a special material which secures the optimum transfer of the emitters towards the inserting, without damaging them in the process due to friction.

The innovative design of the conveyor belt, provides the opportunity to operate without the use of air as the main transfer force. By not incorporating air, we make sure that no dust or any foreign particles are blown on the emitter surface, or even worse in its labyrinth and water inlet. Moreover, with the use of a conveyor belt, we have completely eliminated the operational noise for the particular module of our production line and the speed at which the emitter reaches the inserting unit is controllable.

The length of the conveyor module is optimized for the high insertion rate and



speed of H250 FL production line, while it operates in combination with the buffer to ensure a stable emitter supply.

An advanced alarm sensing system is developed, to guarantee high quality end-product under the strictest industry's specifications and seamless operation of the module in the unlikely event of a malfunction during the feeding process.

All critical parts are manufactured under strict tolerances, from a special aluminum alloy to secure no damage on the emitters during the transfer process.

Moreover, a special chemical treatment of all aluminum parts, guarantees a life-time operation without compromising the production speed and performance.



Human-Machine Interface (HMI)

The main idea behind the design of our user interface, is to make it as easy to use and understand as possible, while controlling 100% of the production line functions from all access points. Especially for H250 FL which enables the fast change of emitters during production, the software incorporates a unique function for making all necessary changes to the whole line automatically.

Moreover, training of new production line operators is quick and easy due to the design of our interface which is straightforward for every operator, regardless of their production knowledge and requires the minimum settings to produce high-quality dripline.



Hence, the interaction with the machine is user-friendly and the navigation of the parameters is optimized according to the real production needs. The same principle applies to the mechanical adjustments of the line. We reinvented, designed and developed every small detail of each component of the production line in order to make it as efficient and effective it can possibly be.

Our HMI is fully customizable and adjustable

in order to best fit the production needs and capabilities of our partners. The evaluation metrics of the production line can be set according to user's preference. This allows for a custom fit of the line's operation to each dripline manufacturer, according to their standards.

The HMI provides detailed statistics, data and graphs of the production line operation, along with a complete set of the production output data. Those functions transform the HMI to a powerful decision-making tool for production planning, cost analyzing, efficiency and effectiveness increasing and so on. Moreover, it is a user-friendly ad hoc monitoring of the production.

The industry 4.0 connectivity that our production lines incorporate, allows for remote line monitoring. This means that you can review and evaluate every production aspect remotely, without having to get in contact with the production line or visit the production floor.

IoT capabilities of our production lines ensure that the infrastructure follows the most up to date technologies. The advantages of useful insights are countless and result in production data that can be used for continuous improvements in dripline production and therefore increased ROI and profit.

Moreover, remote connectivity provides the ability for remote troubleshooting and constant updates for the production line software, directly from our premises to your production line.


Inserting Unit

The unique design of our inserting unit makes switching from different emitters an extremely easy task, without costly production downtimes.

We have separated the production line in five main parts in order to collect real time data before and after each part. The data collected are processed and provide valuable information to the line operator for any production issue that is not associated with the alarm triggering process. This enables the operator to rapidly and easily identify and solve any production issue without delays which will result in production downtimes.

The inserting unit is designed with an advanced automatically retractable function, which allows the insertion of the stinger without the movement of the whole inserting system. This unique function provides a seamless operation, without any part tearing, while at the same time it doesn't require extensive space for its operation.


Our Smart Control function ensures extreme accuracy for emitter inserting into the drip irrigation pipe that can be achieved by the combination of our advanced software and



quality excellence of our production line components. The advanced algorithms we use, achieve the minimum emitter spacing fluctuation of the dripline in the industry.

The inserting unit is designed with a unique quality control mechanism for identifying defective emitters. This means that the overall production line operation will not stop for just one defective emitter, which will result in increased production costs, downtimes and scrap.

Our inserting unit is operated by two servo motors which are able to provide both flawless and seamless operation. Moreover, their design and capabilities ensure a literally limitless insertion rate, since there are no other mechanical limitations in their operation.



Extruder

Our extruders feature a special screw design, which was developed for extremely stable material feeding of the head, under all circumstances. The precise and excellent mix of the material is essential for high quality dripline production. Finally, the stress-free push of the material towards the crosshead is vital for forming a perfect inner layer of the pipe, which will accommodate the emitters and will provide a nice and smooth outer surface.

The extruder screw and the barrel are chemically processed for life-time, trouble free operation, in conjunction with the use of virgin raw materials. For the use of recycled raw materials, we offer a different solution of a bimetal construction of screw and barrel.

High quality top of the line gearbox is used, renowned for its completely noiseless operation, which also ensures the longevity of the equipment.

We use ceramic resistors which secure the long-lasting resisting process at high-watt operation.

The advanced PID-controlled heating elements that we incorporate, makes sure that the temperature of all points along the surface of the pipe are the correct ones for the dripline production.

The manual screen changer that we are using, provides a very large filtration surface. Moreover, it has the ability to operate at very high pressures without any leakage. Finally, the change of the filter itself is very easy and doesn't require special tools or knowledge from the operator.

We offer the option for a co-extruder which enables the use of recycled raw materials. Moreover, with the coextrusion function, the final product can be customized with the use of different color stripes. Those two benefits of the coextrusion allows the manufacturer to offer a very wide product range to the

market, and fulfill every customer demand.

The interface that we have developed is extremely user friendly and utilizes a wide LCD screen for the easiest possible Human-Machine Interface (HMI) interaction.

The extruder is stabilized with the use of specially designed wheels in order to eliminate any possible vibration at its maximum operation.

The cooling methods that we have selected for the extruder are specially designed and developed to reduce the noise at the minimum possible level, which allows a communicative environment around the production line.

Crosshead

The crosshead carries our own design, in order to be able to cope with the extremely high-speed production. It incorporates dedicated resistors inside the head for uniform temperature distribution. By being closer to the flow of the material inside the



head, we achieve the optimal heat transfer and uniform temperature of the material and the space around it.

In order to produce a high-quality thin wall dripline at such a high operating speed, a very low pressure of the material is essential. This is the reason why we have designed a unique crosshead capable of combining all desired elements.

Our crosshead is designed for extreme effectiveness and efficiency, making the tools changing process, extremely easy and less time consuming.

We have managed to eliminate the pipe rotation tendency, by developing a completely new and innovative system which ensures the symmetrical distribution of pressure on the head outlet.

We want all parts of the crosshead to attain the quality excellence that we praise, therefore we have developed a special chemical process for hardening each individual part.



Vacuum Unit

The process of shaping the pipe, by adjusting the vacuum through advanced Proportional Integral and Derivative (PID) algorithms enable us to achieve an absolutely stable vacuum under pressure and water leveling. Our vacuum design, includes a new welding and calibrating system that allows micro adjustments for the welding process. The micro adjustments can be performed by the line operator, from the external side of the vacuum unit without having to stop the production. This enables us to achieve outstanding welding under any circumstances.

We provide exceptional built quality, with all parts of the vacuum unit manufactured from high quality stainless steel. We want to ensure that no rust will be created on the surfaces of the individual parts and that the whole unit will be robust and steady under operation.

We have developed an innovative method for hole detection on the dripline, which utilizes

both specially designed hardware and software. The intelligent algorithms used are a result of extensive research on probabilistic models.

Finally, the vacuum unit is designed in such a way that when the pipe is cut, there is no water going out of the system.

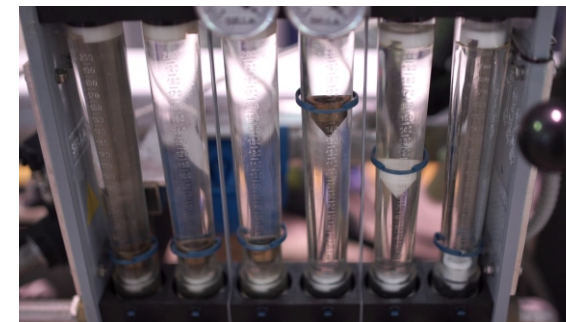


Water Circulation System

We have developed a closed loop water circulation system for every production line. The main advantage of this system is that each line is independent from the rest of the factory. This means that our production line is not affected in any way from the operation

of other lines, or machinery in the factory. Moreover, since there is no need for a drainage system, the production floor is always clean and most importantly free of water transfer pipes.

The quality excellence that we praise is present in the closed loop system aswell, with all parts manufactured from high quality stainless steel. By using the specific material, we make sure that no rust will be created on any surface and that the build quality is exceptional and consistent.




Cooling Unit

With our dedicated cooling unit, we achieve a uniform distribution of water with the ideal

temperature, along the complete length of the cooling through. By incorporating many water inlets and outlets on critical positions, we achieve an ideal for the task, high circulation rate. This provides an additional advantage, since it results a reduced need of overall cooling length, saving cost and valuable space on the production floor.

Just like the other parts of vacuum and cooling module, all parts of the cooling unit are manufactured from stainless steel, to ensure a rust free and long-lasting operation.

The unit carries a fully adjustable mechanism, in order to achieve the perfect alignment, in the minimum possible time, without any water leakage.




Dryer

The unique design of our dryer which is a result of extensive research and experience, along with the ingenious usage of physics, ensures that the dripline is dried perfectly.


The innovative design of the air nozzles that we have developed, provide the ability to make the perfect adjustments of both the air speed and direction. This enables the perfect drying of the dripline in a very short time.

The complete drying system is a closed type one, which means that the production noise is the minimum possible.



Laser Printing Unit

Our R&D design and development team managed to incorporate, for the first time in an ultra high speed drip irrigation production line, a laser printing unit. This purpose built unit enables ultrafast marking of traceability and marketing information on the driplines. The flexibility and precision of the marking allows the manufacturers to mark clear and unique information of unparalleled quality. As all our production line units, it is produced with the highest quality materials to ensure excellent and long lasting printing quality.



Drilling Unit


The drilling process of the dripline is one of the most complicated and yet important functions of a drip irrigation production line. This is why we have put a lot of effort in designing and developing the most advanced drilling unit in the industry, capable of coping with the extreme drilling demand of a high-speed production, of more than 250 meters per minute. The operating capacity of our driller is up to 1.800 emitters per minute, making it the fastest drilling unit in the industry and capable to cover the high insertion rate with only one driller in operation.

The dripline positioning is constantly adjusted automatically, in order to maintain

the perfect position of the drip irrigation pipe under the driller and therefore perform a perfect drill every time, at the highest operation speed.

We have developed an advanced camera inspection system, which requires the minimum adjustment. The interconnectivity that we have developed between the camera inspection unit and the pipe correction module, enables the operation of both as a closed-loop system.

The unique advanced motion control algorithms that we have developed, enable us to almost eliminate the vibrations derived from drilling. It is extremely difficult to reduce the vibrations of the drilling unit, especially at these high speeds.




We have developed a flap option, instead of a hole, for the water outlet which can be combined with the classic hole drilling and very easily interchanged. The cutting operation is performed by utilizing advanced algorithms. The flap inspection is also performed with the use of a software, specifically developed for the task.

The advanced and innovative design of every single part of the drilling unit, along with their exceptional quality, ensures that there are not any sensitive parts in the system that can be damaged from the extreme velocity of the drilling process.

The build quality of the drilling unit is extremely important since it is a module that operates at high speed throughout its lifecycle, performing countless drills. This is the reason why it is manufactured with extremely high precision machinery and materials of the highest quality, carefully selected for the particular operation.

Moreover, the special chemical treatment of all aluminum parts, ensure a life-time and trouble-free operation. Finally, all critical parts are constructed from a special aluminum alloy to achieve an extremely low weight.



We have designed and developed a unique air vacuum system, which removes and stores the part of the pipe that has been cut during the drilling process. This leads to a totally clean space around the drilling unit, without any cutting chips.




Haul-Off

Caterpillar H250

The unique design of our caterpillar unit in conjunction with the software development and the controlled algorithms that we use, enable us to achieve a perfect and stable pulling of the dripline.

The great built quality of our caterpillar ensures its durability and the high performance of the unit. It is equipped with poly-V belts which guarantees a perfectly aligned movement of the belt and dripline.

By designing it from scratch and carefully



selecting special materials for our caterpillar, we have managed to develop a noiseless haul off unit with no vibrations for the pull of a wide variety of driplines.



Automatic Coiler

H250 Flat Dripline Coiler

Our flat coiler is fully automatic and able to cope with the high-speed production of more than 250 meters per minute. In order to avoid the time-consuming feeding of empty bobbins every eight to nine minutes, we have developed an automatic re-feeding system with a capacity of five bobbins.

The special design of our coiler provides the ability to produce a wide range of products with a total coil width from 100mm and up to 380mm.

The operation of the coiler has been designed in order to achieve a perfect coil change, at speeds in excess of 250 meters per minute, without the need of an



accumulator which will increase the overall cost and will reduce the performance and accuracy of the system.

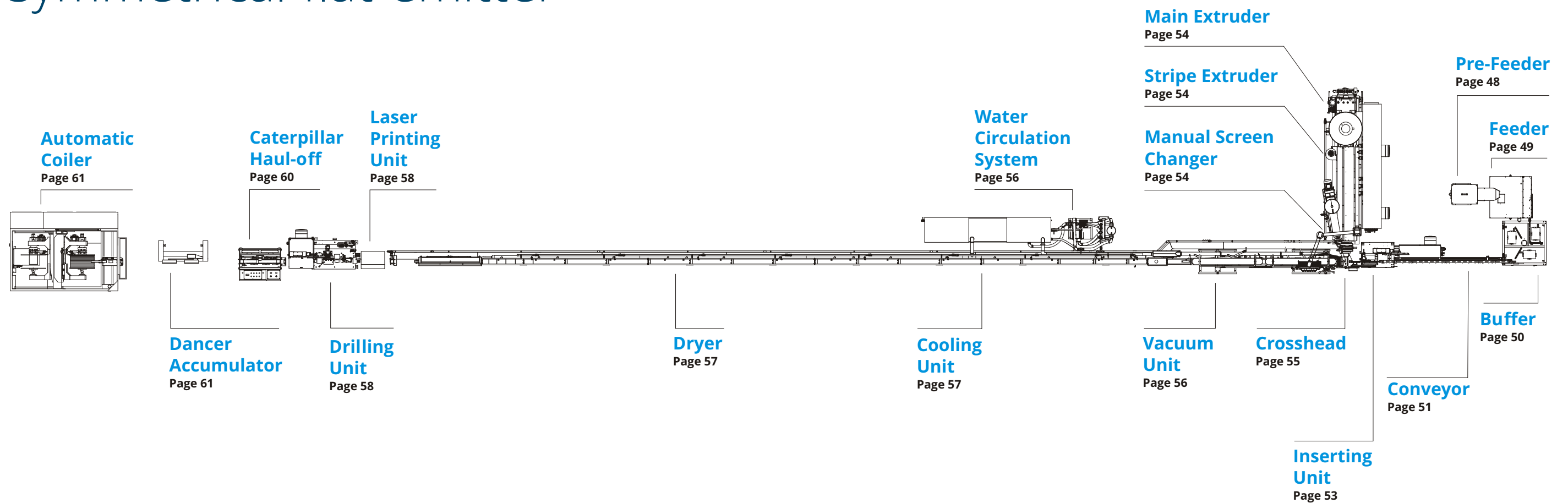
Our coiler's unique design, provides the ability to the line operator, to perfectly adjust the tension of the dripline during the coiling process, in both the steady and transient states.



T250 FL

is a versatile, high speed drip irrigation production line, capable of utilizing every symmetrical flat emitter

Our knowledge, experience and expertise are combined with state-of-the-art technology and offered through T250 FL to our partners. From the design and development stage of every single component which is performed in-house from our R&D department, to the final commissioning of the production line at our partner's premises, we offer a unique quality experience. By bringing together the highest quality material made in Germany, with the latest technologies available, we manage to offer a comprehensive drip irrigation production solution attaining the industry leading production efficiency.



Total production line length:
Basic Composition 38,6 meters

T250 FL

Production Speed

Up to
250
meters/min

Inserting Capacity

Up to
1.250
emitters/min

Emitter spacing

Minimum
100
mm

Production Efficiency

Up to
99%

Minimum wall thickness

From
5
mil

Maximum wall thickness

Up to
36
mil

Pipe diameter

From
12
mm

Up to
35
mm

Emitters*



Benefits of T250 FL

The unique attention to every single detail of our production lines along with the quality excellence that we offer, provide many benefits to our partners, which all translate to increased Return On Investment (ROI).

- Industry leading production efficiency
- Industry leading production speed
- Fully customizable
- The highest return on investment
- Remote connectivity for data analysis, software updates and troubleshooting
- Continuous upgrades in software and hardware
- Ease of overall usage and settings
- Industry 4.0
- Enhanced Human Machine Interface (HMI) capabilities
- Production of cylindrical dripline with flat emitters

Increased

- Overall production
- Efficiency
- Effectiveness
- Productivity
- Overall capacity
- Quality of the final product

Reduced

- Downtimes
- Malfunctions
- Production shutdowns
- Maintenance costs
- Overall scrap
- Energy consumption
- Water usage
- Vibrations
- Noise
- Factory floor space usage
- Time between product change
- Time for settings and adjustments

* Nano, Turbo and Cyclone PC equivalent emitters can be used with T250 FL production line. Depending on the size and weight of the emitter, production speed and inserting capacity may vary.


T250 FL Components

All parts of our production lines are designed by our R&D team and produced by carefully selected suppliers according to proprietary mechanical designs.

Emitter Feeder Unit

Production lines that operate at very high speeds like the T250 FL, need a steady and uninterrupted supply of emitters in order to ensure that there will not be a production shutdown due to lack of emitters. Therefore, the feeder unit is a very important component of the T250 FL production line.

In order for our T250 FL production line to operate at the industry leading speed of 250 meters per minute, it needs a constant supply of 1.250 emitters per minute. Feeding this quantity into the inserting unit without interruptions, faults and malfunctions is not an easy task and requires the combination of a pre-feeder, a feeder and a buffer for an optimum, efficient and effective operation.



Pre-Feeder

The pre-feeder unit ensures the continuous supply of emitters into the feeders by utilizing a fully adjustable vibration mechanism. The small adjustment increments attribute to the optimal operation of the pre-feeder in conjunction with the feeder and make the overall operation of the emitter feeder unit far more efficient. The vibration mechanism that it incorporates,


eliminates the possibility of any damage on the emitter.

The software controlling the operation of the pre-feeder along with the interconnectivity with the feeder, ensures that the optimum number of emitters is always inside the feeder by providing a steady feeding stream.

The design and mechanism of the pre-feeder, filters small particles which may be stored with the emitters during the packaging process or from storing in dusty areas. This ensures that there will be no particle insertion into the feeder which can stop the production procedure.

Our pre-feeder is equipped with advanced sensing alarms which can provide both visual and audible warnings, in order to inform the production line operator for when a refill is needed.

The main material used for the construction of our pre-feeder is stainless-steel, selected for uncompromised operation. Moreover, all materials used are of the highest possible quality in terms of durability, performance and compatibility with the rest of the production line in order to ensure seamless operation under all production circumstances and climatic conditions.



Feeder


The steady and problem free emitter supply of our feeders is a key element of their design. Especially for a production line that runs at 250 meters per minute (m/min) and requires a total capacity of 1.250 emitters per minute (e/min). More specifically, the feeder of T250FL, is capable of supplying more than 1.500 Turbo or 1.000 Cyclone PC emitters per minute. The high capacity of our feeder, provides the overall desired quantity.

Flat emitters need to be placed with their outlet chamber facing upwards before entering the inserting unit, in order to be in the correct position for the drilling machine to make the hole or cut in the right spot.

This need, along with the increased speed and inserting rate of the T250 FL, led us to develop an entire new and innovative way of handling the emitter's direction. The result is higher percentage of sorted emitters inside the centrifugal feeder and a steady insertion rate. This is achieved by a unique statistical motion analysis of the emitter that our dedicated software R&D department has developed.

The build quality of the centrifugal feeders is extremely important since they handle an enormous amount of emitters during their lifecycle. Our feeders are manufactured with extremely precise machinery and the highest possible quality materials, selected for the particular operation. Special chemical treatment of all the aluminum parts, ensure a life-time and trouble-free operation.

The feeders are designed and manufactured by keeping in mind another important aspect related to the production floor, which is the overall space occupancy of the production line. Being able to achieve top performance and durability by keeping the feeder as small



as possible is challenging yet achievable with the correct design.

The use of a centrifugal feeding system in combination with the extremely low manufacturing tolerances of the parts, results in a non-damaging feeding and insertion process of the emitters.

The feeder carries individual alarm signaling, with both visual and acoustic functions for distant alarm acknowledge. The alarm can be set for several different parameters including lack of emitters, emitter jam, a subsystem malfunction etc. All individual alarms of the feeder unit can be set and accessed through the main control panel.

The feeder incorporates a fully automated self-cleaning mechanism for the unlikely event of emitter jamming. The entire process is a combination of a specially developed software, along with the mechanical design and characteristics of the feeder. This combination ensures the perfect balance between the pre-feeder and the inserting unit. The feeder acts as a balance connection point of the overall feeding unit, between the emitter storage which is the pre-feeder and emitter destination, the inserting unit.

Buffer


The buffer plays a very important role in high speed production lines since it ensures the uninterrupted supply of emitters between the feeder and the inserting unit of the line and serves as the link between them. Our buffer unit has a large capacity so that it can offer more than one minute of uninterrupted emitter supply and its primary role is to keep the inserting rate steady at a predetermined pace, to avoid any production shutdown from lack of emitters.

We have developed the Smart Feeder Selection, a fully automated high precision function, which selects the appropriate feeder, according to the predetermined production recipe. The process is designed and developed to prevent emitter shortage in the production line. Moreover, it controls the time that the emitters are buffered inside the system, while it is designed to automatically select the optimal feeding route of the emitters.



Our buffer is equipped with a unique Emitter Tear Protection System, which was designed in collaboration with our emitter design team. The tear protection system eliminates emitter damage during the feeding and inserting process.

The temperature-controlled surfaces which are incorporated in our buffer, serve several important production functions which are directly linked with the final quality of the dripline.



Our buffer is equipped with an Advanced Sensing system which is able to provide several acoustic and visual alarms depending on the preset settings. This enhances the seamless operation of the production line and secures the optimum production capability.

The build quality of the buffer unit is exceptional, with all parts manufactured with extremely high precision machinery. Moreover, the special chemical treatment of all aluminum parts ensures a trouble-free and life-time operation. All critical parts are manufactured from a special aluminum alloy, which ensures that the emitters will not be damaged during the buffering process. Finally, the high precision bearing that we use in our buffer, secures the optimum circular movement that is required. The combination of all the above guarantees that every single emitter will exit the buffer and enter the inserting unit through the conveyor, in perfect condition.

On top of the incorporated self-cleaning mechanism of the buffer lanes, the design of the buffer allows for extremely easy, fast and problem free cleaning, resulting in minimum downtime during the overall cleaning procedure.

The overall dimensions of the buffer and its emitter capacity is designed to be able to offer more than one minute of uninterrupted emitter supply. This provides plenty of time to the line operator to react in the unlikely event of any alarm triggering.

Conveyor

Our unique conveyor design enables the perfect transfer of the emitters from the buffer module to the inserting unit. The operation is performed with the use of an innovative custom-made conveyor belt, designed and developed from our R&D, specifically for the task. The belt is made from a special material which secures the optimum transfer of the emitters towards the inserting, without damaging them in the process due to friction.

The innovative design of the conveyor belt, provides the opportunity to operate without the use of air as the main transfer force. By not incorporating air, we make sure that no dust or any foreign particles are blown on the emitter surface, or even worse in its labyrinth and water inlet. Moreover, with the use of a conveyor belt, we have completely eliminated the operational noise for the particular module of our production line and the speed at which the emitter reaches the inserting unit is controllable.

The length of the conveyor itself, is optimized



for the high insertion rate and speed of T250 FL production line, while it operates in combination with the buffer to ensure a stable emitter supply.

An advanced alarm sensing system is developed, to guarantee high quality end-product under the strictest industry's specifications and seamless operation of the module in the unlikely event of a malfunction during the feeding process.

All critical parts are manufactured under strict tolerances, from a special aluminum alloy to secure no damage on the emitters during the transfer process.

Moreover, a special chemical treatment of all aluminum parts, guarantees a life-time operation without compromising the production speed and performance.



Human-Machine Interface (HMI)

The main idea behind the design of our user interface, is to make it as easy to use and understand as possible, while controlling 100% of the production line functions from all access points. Moreover, training of new production line operators is quick and easy due to the design of our interface which is straightforward for every operator, regardless of their production knowledge and requires the minimum settings to produce high-quality dripline.

Hence, the interaction with the machine is user-friendly and the navigation of the parameters is optimized according to the real production needs. The same principle applies to the mechanical adjustments of the line. We reinvented, designed and developed every small detail of each component of the production line in order to make it as efficient and effective it can possibly be.



Our HMI is fully customizable and adjustable in order to best fit the production needs and capabilities of our partners. The evaluation metrics of the production line can be set

according to user's preference. This allows for a custom fit of the line's operation to each dripline manufacturer, according to their standards.

The HMI provides detailed statistics, data and graphs of the production line operation, along with a complete set of the production output data. Those functions transform the HMI to a powerful decision-making tool for production planning, cost analyzing, efficiency and effectiveness increasing and so on. Moreover, it is a user-friendly ad hoc monitoring of the production.

The industry 4.0 connectivity that our production lines incorporate, allows for remote line monitoring. This means that you can review and evaluate every production aspect remotely, without having to get in contact with the production line or visit the production floor.

IoT capabilities of our production lines ensure that the infrastructure follows the most up to date technologies. The advantages of useful insights are countless and result in production data that can be used for continuous improvements in dripline production and therefore increased ROI and profit.


Moreover, remote connectivity provides the ability for remote troubleshooting and constant updates for the production line software, directly from our premises to your production line.

Inserting Unit

We have separated the production line in five main parts in order to collect real time data before and after each part. The data collected are processed and provide valuable information to the line operator for any production issue that is not associated with the alarm triggering process. This enables the operator to rapidly and easily identify and solve any production issue without delays which will result in production downtimes.

The inserting unit is designed with an advanced automatically retractable function, which allows the insertion of the stinger without the movement of the whole inserting system. This unique function provides a seamless operation, without any part tearing, while at the same time it doesn't require extensive space for its operation.


Our Smart Control function ensures extreme accuracy for emitter inserting into the drip irrigation pipe that can be achieved by the combination of our advanced software and quality excellence of our production line components. The advanced algorithms we



use, achieve the minimum emitter spacing fluctuation of the dripline in the industry.

The inserting unit is designed with a unique quality control mechanism for identifying defective emitters. This means that the overall production line operation will not stop for just one defective emitter, which will result in increased production costs, downtimes and scrap.

Our inserting unit is operated by two servo motors which are able to provide both flawless and seamless operation. Moreover, their design and capabilities ensure a literally limitless insertion rate, since there are no other mechanical limitations in their operation.



Extruder

Our extruders feature a special screw design, which was developed for extremely stable material feeding of the head, under all circumstances. The precise and excellent mix of the material is essential for high quality dripline production. Finally, the stress-free push of the material towards the crosshead is vital for forming a perfect inner layer of the pipe, which will accommodate the emitters and will provide a nice and smooth outer surface.

The extruder screw and the barrel are chemically processed for life-time, trouble free operation, in conjunction with the use of virgin raw materials. For the use of recycled raw materials, we offer a different solution of a bimetal construction of screw and barrel.

High quality top of the line gearbox is used, renowned for its completely noiseless operation, which also ensures the longevity of the equipment.

We use ceramic resistors which secure the long-lasting resisting process at high-watt operation.

The advanced PID-controlled heating elements that we incorporate, makes sure that the temperature of all points along the surface of the pipe are the correct ones for the dripline production.

The manual screen changer that we are using, provides a very large filtration surface. Moreover, it has the ability to operate at very high pressures without any leakage. Finally, the change of the filter itself is very easy and doesn't require special tools or knowledge from the operator.

We offer the option for a co-extruder which enables the use of recycled raw materials. Moreover, with the coextrusion function, the final product can be customized with the use of different color stripes. Those two benefits of the coextrusion allows the manufacturer to offer a very wide product range to the

market, and fulfill every customer demand.

The interface that we have developed is extremely user friendly and utilizes a wide LCD screen for the easiest possible Human-Machine Interface (HMI) interaction.

The extruder is stabilized with the use of specially designed wheels in order to eliminate any possible vibration at its maximum operation.

The cooling methods that we have selected for the extruder are specially designed and developed to reduce the noise at the minimum possible level, which allows a communicative environment around the production line.

Crosshead

The crosshead carries our own design, in order to be able to cope with the extremely high-speed production. It incorporates dedicated resistors inside the head for uniform temperature distribution. By being closer to the flow of the material inside the


head, we achieve the optimal heat transfer and uniform temperature of the material and the space around it.

In order to produce a high-quality thin wall dripline at such a high operating speed, a very low pressure of the material is essential. This is the reason why we have designed a unique crosshead capable of combining all desired elements.

Our crosshead is designed for extreme effectiveness and efficiency, making the tools changing process, extremely easy and less time consuming.

We have managed to eliminate the pipe rotation tendency, by developing a completely new and innovative system which ensures the symmetrical distribution of pressure on the head outlet.

We want all parts of the crosshead to attain the quality excellence that we praise, therefore we have developed a special chemical process for hardening each individual part.



Vacuum Unit

The process of shaping the pipe, by adjusting the vacuum through advanced Proportional Integral and Derivative (PID) algorithms enable us to achieve an absolutely stable vacuum under pressure and water leveling.

Our vacuum design, includes a new welding and calibrating system that allows micro adjustments for the welding process. The micro adjustments can be performed by the line operator, from the external side of the vacuum unit without having to stop the production. This enables us to achieve outstanding welding under any circumstances.

We provide exceptional built quality, with all parts of the vacuum unit manufactured from high quality stainless steel. We want to ensure that no rust will be created on the surfaces of the individual parts and that the whole unit will be robust and steady under operation.

We have developed an innovative method for

hole detection on the dripline, which utilizes both specially designed hardware and software. The intelligent algorithms used are a result of extensive research on probabilistic models.

Finally, the vacuum unit is designed in such a way that when the pipe is cut, there is no water going out of the system.

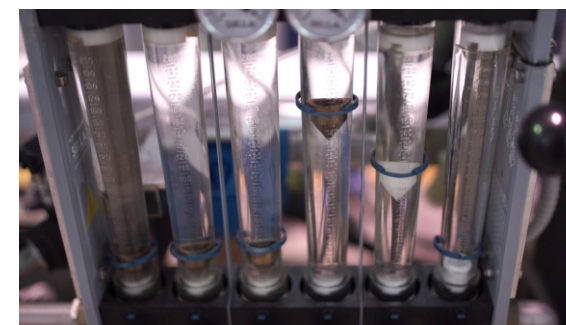


Water Circulation System

We have developed a closed loop water circulation system for every production line. The main advantage of this system is that each line is independent from the rest of the factory. This means that our production line is not affected in any way from the operation

of other lines, or machinery in the factory. Moreover, since there is no need for a drainage system, the production floor is always clean and most importantly free of water transfer pipes.

The quality excellence that we praise is present in the closed loop system aswell, with all parts manufactured from high quality stainless steel. By using the specific material, we make sure that no rust will be created on any surface and that the build quality is exceptional and consistent.




Cooling Unit

With our dedicated cooling unit, we achieve a uniform distribution of water with the ideal

temperature, along the complete length of the cooling through. By incorporating many water inlets and outlets on critical positions, we achieve an ideal for the task, high circulation rate. This provides an additional advantage, since it results a reduced need of overall cooling length, saving cost and valuable space on the production floor.

Just like the other parts of vacuum and cooling module, all parts of the cooling unit are manufactured from stainless steel, to ensure a rust free and long-lasting operation.

The unit carries a fully adjustable mechanism, in order to achieve the perfect alignment, in the minimum possible time, without any water leakage.




Dryer

The unique design of our dryer which is a result of extensive research and experience, along with the ingenious usage of physics, ensures that the dripline is dried perfectly.


The innovative design of the air nozzles that we have developed, provide the ability to make the perfect adjustments of both the air speed and direction. This enables the perfect drying of the dripline in a very short time.

The complete drying system is a closed type one, which means that the production noise is the minimum possible.



Laser Printing Unit

Our R&D design and development team managed to incorporate, for the first time in an ultra high speed drip irrigation production line, a laser printing unit. This purpose built unit enables ultrafast marking of traceability and marketing information on the driplines. The flexibility and precision of the marking allows the manufacturers to mark clear and unique information of unparalleled quality. As all our production line units, it is produced with the highest quality materials to ensure excellent and long lasting printing quality.



Drilling Unit


The drilling process of the dripline is one of the most complicated and yet important functions of a drip irrigation production line. This is why we have put a lot of effort in designing and developing the most advanced drilling unit in the industry, capable of coping with the extreme drilling demand of a high-speed production, of more than 250 meters per minute. The operating capacity of our driller is up to 1.500 on Turbo flat emitter and 1.250 on Cyclone PC, making it the fastest drilling unit in the industry.

The dripline positioning is constantly adjusted automatically, in order to maintain the perfect position of the drip irrigation pipe under the driller and therefore perform a

perfect drill every time, at the highest operation speed.

We have developed an advanced camera inspection system, which requires the minimum adjustment. The interconnectivity that we have developed between the camera inspection unit and the pipe correction module, enables the operation of both as a closed-loop system.

The unique advanced motion control algorithms that we have developed, enable us to almost eliminate the vibrations derived from drilling. It is extremely difficult to reduce the vibrations of the drilling unit, especially at these high speeds.



We have developed a flap option, instead of a hole, for the water outlet which can be combined with the classic hole drilling and very easily interchanged. The cutting operation is performed by utilizing advanced algorithms. The flap inspection is also performed with the use of a software, specifically developed for the task.

The advanced and innovative design of every single part of the drilling unit, along with their exceptional quality, ensures that there are not any sensitive parts in the system that can be damaged from the extreme velocity of the drilling process.

The build quality of the drilling unit is extremely important since it is a module that operates at high speed throughout its lifecycle, performing countless drills. This is the reason why it is manufactured with extremely high precision machinery and materials of the highest quality, carefully selected for the particular operation.

Moreover, the special chemical treatment of all aluminum parts, ensure a life-time and trouble-free operation. Finally, all critical parts are constructed from a special aluminum alloy to achieve an extremely low weight.



We have designed and developed a unique air vacuum system, which removes and stores the part of the pipe that has been cut during the drilling process. This leads to a totally clean space around the drilling unit, without any cutting chips.




Haul-Off

Caterpillar T250

The unique design of our caterpillar unit in conjunction with the software development and the controlled algorithms that we use, enable us to achieve a perfect and stable pulling of the dripline.

The great built quality of our caterpillar ensures its durability and the high performance of the unit. It is equipped with poly-V belts which guarantees a perfectly aligned movement of the belt and dripline.

By designing it from scratch and carefully



selecting special materials for our caterpillar, we have managed to develop a noiseless haul off unit with no vibrations for the pull of a wide variety of driplines.



Automatic Coiler

T250 Flat Dripline Coiler

Our flat coiler is fully automatic and able to cope with the high-speed production of more than 250 meters per minute. In order to avoid the time-consuming feeding of empty bobbins every eight to nine minutes, we have developed an automatic re-feeding system with a capacity of five bobbins.

The special design of our coiler provides the ability to produce a wide range of products with a total coil width from 100mm and up to 380mm.

The operation of the coiler has been designed in order to achieve a perfect coil change, at speeds in excess of 250 meters per minute, without the need of an



accumulator which will increase the overall cost and will reduce the performance and accuracy of the system.

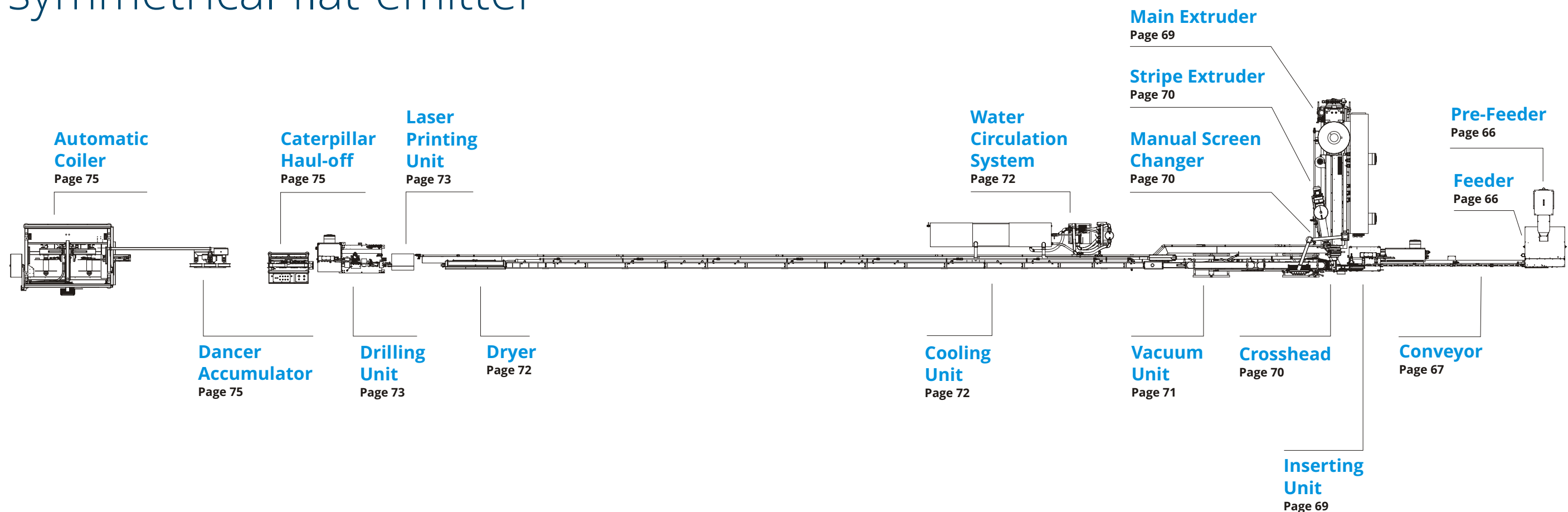
Our coiler's unique design, provides the ability to the line operator, to perfectly adjust the tension of the dripline during the coiling process, in both the steady and transient states.



S180 FL

is a cost effective and versatile drip irrigation production line, capable of utilizing every symmetrical flat emitter

Our knowledge, experience and expertise are combined with state-of-the-art technology and offered through S180 FL to our partners. From the design and development stage of every single component which is performed in-house from our R&D department, to the final commissioning of the production line at our partner's premises, we offer a unique quality experience. By bringing together the highest quality material made in Germany, with the latest technologies available, we manage to offer a comprehensive drip irrigation production solution attaining the industry leading production efficiency.



Total production line length:
Basic Composition 39,2 meters

S180 FL

Production Speed

Up to
180
meters/min

Inserting Capacity

Up to
600
emitters/min

Emitter spacing

Minimum
100
mm

Production Efficiency

Up to
99%

Minimum wall thickness

From
6
mil

Maximum wall thickness

Up to
36
mil

Pipe diameter

From
12
mm

Up to
35
mm

Emitters*



Benefits of S180 FL

The unique attention to every single detail of our production lines along with the quality excellence that we offer, provide many benefits to our partners, which all translate to increased Return On Investment (ROI).



Industry leading production efficiency



Industry leading production speed



Fully customizable



The highest return on investment



Remote connectivity for data analysis, software updates and troubleshooting



Continuous upgrades in software and hardware



Ease of overall usage and settings



Industry 4.0



Enhanced Human Machine Interface (HMI) capabilities



Production of cylindrical dripline with flat emitters



Increased

- Overall production
- Efficiency
- Effectiveness
- Productivity
- Overall capacity
- Quality of the final product



Reduced

- Downtimes
- Malfunctions
- Production shutdowns
- Maintenance costs
- Overall scrap
- Energy consumption
- Water usage
- Vibrations
- Noise
- Factory floor space usage
- Time between product change
- Time for settings and adjustments

* Turbo and Cyclone PC equivalent emitters can be used with S180 FL production line. Depending on the size and weight of the emitter, production speed and inserting capacity may vary.

S180 FL Components

All parts of our production lines are designed by our R&D team and produced by carefully selected suppliers according to proprietary mechanical designs.


Emitter Feeder Unit

Production lines that operate at high speeds like the S180 FL, need a steady and uninterrupted supply of emitters in order to ensure that there will not be a production shutdown due to lack of emitters. Therefore, the feeder unit is a very important component of the S180 FL production line.

In order for our S180 FL production line to operate at the industry leading speed for the particular segment, of 180 meters per minute, there is a need for supplying at least 600 emitters per minute. Feeding this quantity into the inserting unit without interruptions, faults and malfunctions is not an easy task and requires the combination of a pre-feeder and a feeder for an optimum, efficient and effective operation.

Pre-Feeder

The pre-feeder unit ensures the continuous supply of emitters into the feeder by utilizing a fully adjustable vibration mechanism. The small adjustment increments attribute to the optimal operation of the pre-feeder in



conjunction with the feeder and make the overall operation of the emitter feeder unit, far more efficient. The vibration mechanism that it incorporates, eliminates the possibility of any damage on the emitters.


The software controlling the operation of the pre-feeder along with the interconnectivity with the feeder, ensures that the optimum number of emitters is always inside the feeder by providing a steady feeding stream.

The design and mechanism of the pre-feeder, filters small particles which may be stored with the emitters during the packaging process or from storing in dusty areas. This ensures that there will be no particle insertion into the feeder which can stop the production procedure.

The main material used for the construction of our pre-feeder is stainless-steel, selected for uncompromised operation. Moreover, all materials used are of the highest possible quality in terms of durability, performance and compatibility with the rest of the production line in order to ensure seamless operation under all production circumstances and climatic conditions.


Feeder

The steady and problem free emitter supply of our feeders is a key element of their design. Especially for a production line that runs at 180 meters per minute (m/min) and requires a total capacity of 600 emitters per minute (e/min). The high capacity of our feeder, provides the overall desired quantity. Flat emitters need to be placed with their outlet chamber facing upwards before



entering the inserting unit, in order to be in the correct position for the drilling machine to make the hole or cut in the right spot.

The build quality of the centrifugal feeders is extremely important since they handle an enormous amount of emitters during their lifecycle. Our feeders are manufactured with extremely precise machinery and the highest possible quality materials, selected for the particular operation. Special chemical treatment of all the aluminum parts, ensure a life-time and trouble-free operation.



Our feeders are designed and manufactured by keeping in mind another important aspect related to the production floor, which is the overall space occupancy of the production line. Being able to achieve top performance and durability by keeping the feeder as small as possible is challenging yet achievable with the correct design.


The use of a centrifugal feeding system in combination with extremely low manufacturing tolerances of the parts, results in a non-damaging feeding and insertion process of the emitters.

The feeder carries individual alarm signaling, with both visual and acoustic functions for distant alarm acknowledge. The alarm can be set for several different parameters including lack of emitters, emitter jam, a subsystem malfunction etc. All individual alarms of the feeder unit can be set and accessed through the main control panel.

The feeder incorporates a fully automated self-cleaning mechanism for the unlikely event of emitter jamming. The entire process is a combination of a specially developed software, along with the mechanical design and characteristics of the feeder. This combination ensures the perfect balance between the pre-feeder and the inserting unit. The feeder acts as a balance connection point of the overall feeding unit, between the emitter storage which is the pre-feeder and emitter destination, the inserting unit.

Conveyor

Our unique conveyor design enables the perfect transfer of the emitters from the feeder unit to the inserting unit. The emitters in our S180 FL production line are distributed with the use of air supply. The emitters after the feeder are inserted in a conveyor which with the help of air are transferred to the inserting unit. The passageway of the emitters towards the inserting unit is an internal smooth plate that prevents friction and damage to the emitters, providing a consistent rate for the inserting unit.



An advanced alarm sensing system is developed, to guarantee high quality end-product under the strictest industry's specifications and seamless operation of the module in the unlikely event of a malfunction during the feeding process.

All critical parts are manufactured under strict tolerances, from a special aluminum alloy to secure no damage on the emitters during the transfer process.

Moreover, a special chemical treatment of all aluminum parts, guarantees a life-time operation without compromising the production speed and performance.



Human-Machine Interface (HMI)

The main idea behind the design of our user interface, is to make it as easy to use and understand as possible, while controlling 100% of the production line functions from all access points. Moreover, training of new production line operators is quick and easy due to the design of our interface which is straightforward for every operator, regardless of their production knowledge and requires the minimum settings to produce high-quality dripline.

Hence, the interaction with the machine is user-friendly and the navigation of the parameters is optimized according to the real production needs. The same principle has been followed for the mechanical adjustments of the line. We reinvented,

designed and developed every small detail of each component of the production line in order to make it as efficient and effective it can possibly be.

Our HMI is fully customizable and adjustable in order to best fit the production needs and capabilities of our partners. The evaluation metrics of the production line can be set according to user's preference. This allows for a custom fit of the line's operation to each dripline manufacturer, according to their standards.

The HMI provides detailed statistics, data and graphs of the production line operation, along with a complete set of the production output data. Those functions transform the HMI to a powerful decision-making tool for production planning, cost analyzing, efficiency and effectiveness increasing and so on. Moreover, it is a user-friendly ad hoc monitoring of the production.

The industry 4.0 connectivity that our production lines incorporate, allows for remote line monitoring. This means that you can review and evaluate every production aspect remotely, without having to get in contact with the production line or visit the production floor.

IoT capabilities of our production lines ensure that the infrastructure follows the most up to date technologies. The advantages of useful insights are countless and result in production data that can be used for continuous improvements in dripline production and therefore increased ROI and profit.

Moreover, remote connectivity provides the ability for remote troubleshooting and constant updates for the production line software, directly from our premises to your production line.

Inserting Unit

Switching from Turbo to Cyclone PC emitter and vice versa, for dripline production is a very simple procedure and the operator can easily perform it without any delays.

We have separated the production line in five main parts in order to collect real time data before and after each part. The data collected are processed and provide valuable information to the line operator for any production issue that is not associated with the alarm triggering process. This enables the operator to rapidly and easily identify and solve any production issue without delays which will result in production downtimes.

The inserting unit is designed with an advanced automatically retractable function, which allows the insertion of the stinger without the movement of the whole inserting system. This unique function provides a seamless operation, without any part tearing, while at the same time it doesn't require extensive space for its operation.

Our Smart Control function ensures extreme accuracy for emitter inserting into the drip irrigation pipe that can be achieved by the combination of our advanced software and


quality excellence of our production line components. The advanced algorithms we use, achieve the minimum emitter spacing fluctuation of the dripline in the industry.

The inserting unit is designed with a unique quality control mechanism for identifying defective emitters. This means that the overall production line operation will not stop for just one defective emitter, which will result in increased production costs, downtimes and scrap.

Our inserting unit is operated by two servo motors which can provide both flawless and seamless operation. Moreover, their design and capabilities ensure a literally limitless insertion rate, since there are no other mechanical limitations in their operation.

Extruder

Our extruders feature a special screw design, which was developed for extremely stable material feeding of the head, under all circumstances. The precise and excellent mix of the material is essential for high quality dripline production. Finally, the stress-free push of the material towards the crosshead



is vital for forming a perfect inner layer of the pipe, which will accommodate the emitters and will provide a smooth outer surface.

The extruder screw and the barrel are chemically processed for life-time, trouble free operation, in conjunction with the use of virgin raw materials. For the use of recycled raw materials, we offer a different solution of a bimetal construction of screw and barrel. High quality top of the line gearbox is used, renowned for its completely noiseless operation, which also ensures the longevity of the equipment. We use ceramic resistors which secure the long-lasting resisting process at high-watt operation.

The advanced PID-controlled heating elements that we incorporate, makes sure that the temperature of all points along the surface of the pipe are the correct ones for the dripline production.

The manual screen changer that we are using, provides a very large filtration surface. Moreover, it has the ability to operate at very high pressures without any leakage. Finally, the change of the filter itself is very easy and doesn't require special tools or knowledge

from the operator.

We offer the option for a co-extruder which enables the use of recycled raw materials. Moreover, with the coextrusion function, the final product can be customized with the use of different color stripes. Those two benefits of the coextrusion allows the manufacturer to offer a very wide product range to the market, and fulfill every customer demand. The interface that we have developed is extremely user friendly and utilizes an LCD screen for the easiest possible Human-Machine Interface (HMI) interaction.

The extruder is stabilized with the use of specially designed wheels in order to eliminate any possible vibration at its maximum operation.

The cooling methods that we have selected for the extruder are specially designed and developed to reduce the noise at the minimum possible level, which allows a communicative environment around the production line.

Crosshead

The crosshead carries our own design, in order to be able to cope with the extremely high-speed production. It incorporates

dedicated resistors inside the head for uniform temperature distribution. By being closer to the flow of the material inside the head, we achieve the optimal heat transfer and uniform temperature of the material and the space around it.

In order to produce a high-quality thin wall dripline at a high operating speed, a very low pressure of the material is essential. This is the reason why we have designed a unique crosshead capable of combining all desired elements.

Our crosshead is designed for extreme effectiveness and efficiency, making the tools changing process, extremely easy and less time consuming. We have managed to eliminate the pipe rotation tendency, by developing a completely new and innovative system which ensures the symmetrical distribution of pressure on the head outlet. We want all parts of the crosshead to attain the quality excellence that we praise, therefore we have developed a special chemical process for hardening each individual part.

Vacuum Unit

The process of shaping the pipe, by adjusting the vacuum through advanced Proportional




Integral and Derivative (PID) algorithms enable us to achieve an absolutely stable vacuum under pressure and water leveling.

Our vacuum design, includes a new welding and calibrating system that allows micro adjustments for the welding process. The micro adjustments can be performed by the line operator, from the external side of the vacuum bath without having to stop the production. This enables us to achieve outstanding welding under any circumstances.

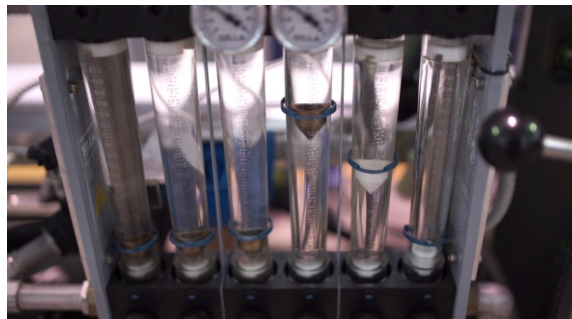
We provide exceptional built quality, with all parts of the vacuum unit manufactured from high quality stainless steel. We want to ensure that no rust will be created on the surfaces of the individual parts and that the whole unit will be robust and steady under operation.

We have developed an innovative method for



hole detection on the dripline, which utilizes both specially designed hardware and software. The intelligent algorithms used are a result of extensive research on probabilistic models.

Finally, the vacuum unit is designed in such a way that when the pipe is cut, there is no water going out of the system.



Water Circulation System

We have developed a closed loop water circulation system for every production line. The main advantage of this system is that each line is independent from the rest of the factory. This means that our production line is not affected in any way from the operation of other lines, or machinery in the factory. Moreover, since there is no need for a drainage system, the production floor is always clean and most importantly free of water transfer pipes.

The quality excellence that we praise is present in the closed loop system as well, with all parts manufactured from high quality stainless steel. By using the specific material, we make sure that no rust will be created on any surface and that the build quality is exceptional and consistent.


Cooling Unit

With our dedicated cooling unit, we achieve a uniform distribution of water with the ideal

temperature, along the complete length of the cooling through. By incorporating many water inlets and outlets on critical positions, we achieve an ideal for the task, high circulation rate. This provides an additional advantage, since it results a reduced need of overall cooling length, saving cost and valuable space on the production floor.

Just like the other parts of vacuum and cooling module, all parts of the cooling unit are manufactured from stainless steel, to ensure a rust free and long-lasting operation.

The unit carries a fully adjustable mechanism, in order to achieve the perfect alignment, in the minimum possible time, without any water leakage.



Dryer


The unique design of our dryer which is a result of extensive research and experience, along with the ingenious usage of physics, ensures that the dripline is dried perfectly.

The innovative design of the air nozzles that we have developed, provide the ability to make the perfect adjustments of both the air speed and direction. This enables the perfect drying of the dripline in a very short time.

The complete drying system is a closed type one, which means that the production noise is the minimum possible.

Laser Printing Unit

Our R&D design and development team managed to incorporate, for the first time in an ultra high speed drip irrigation production line, a laser printing unit. This purpose built unit enables ultrafast marking of traceability and marketing information on the driplines. The flexibility and precision of the marking allows the manufacturers to mark clear and unique information of unparalleled quality. As all our production line units, it is produced with the highest quality materials to ensure excellent and long lasting printing quality.



Drilling Unit

The drilling process of the dripline is one of the most complicated and yet important functions of a drip irrigation production line. This is why we have put a lot of effort in designing and developing the most advanced drilling unit in the industry. Capable of coping with the drilling demand of a high-speed production, of more than 180 meters per minute. The operating capacity of our driller is up to 1.250 emitters per minute, making it the fastest drilling unit in this segment of the industry.

The dripline positioning is constantly adjusted automatically, in order to maintain the perfect position of the drip irrigation pipe under the driller and therefore perform a

perfect drill every time, at the highest operation speed.


We have developed an advanced camera inspection system, which requires the minimum adjustment. The interconnectivity that we have developed between the camera inspection unit and the pipe correction module, enables the operation of both as a closed-loop system.

The unique advanced motion control algorithms that we have developed, enable us to almost eliminate the vibrations derived from drilling. It is extremely difficult to reduce the vibrations of the drilling unit, especially for the high-speed production lines.

We have developed a flap option, instead of a hole, for the water outlet which can be combined with the classic hole drilling and very easily interchanged. The cutting operation is performed by utilizing advanced algorithms. The flap inspection is also performed with the use of a software, specifically developed for the task.

The advanced and innovative design of every single part of the drilling unit, along with their exceptional quality, ensures that there are not any sensitive parts in the system that can be damaged from the extreme velocity of the drilling process.

The build quality of the drilling unit is extremely important since it is a module that



operates at high speed throughout its lifecycle, performing countless drills. This is the reason why it is manufactured with extremely high precision machinery and materials of the highest quality, carefully selected for the particular operation. Moreover, the special chemical treatment of all aluminum parts, ensure a life-time and trouble-free operation. Finally, all critical parts are constructed from a special aluminum alloy to achieve an extremely low weight. We have designed and developed a unique air vacuum system, which removes and



stores the part of the pipe that has been cut during the drilling process. This leads to a totally clean space around the drilling unit, without any cutting chips.



Haul-Off

Caterpillar S180

The unique design of our caterpillar unit in conjunction with the software development and the controlled algorithms that we use, enable us to achieve a perfect and stable pulling of the dripline.



The great built quality of our caterpillar ensures its durability and the high performance of the unit. It is equipped with poly-V belts which guarantees a perfectly aligned movement of the belt and dripline. By designing it from scratch and carefully selecting special materials for our caterpillar,

we have managed to develop a noiseless haul off unit with no vibrations for the pull of a wide variety of driplines.

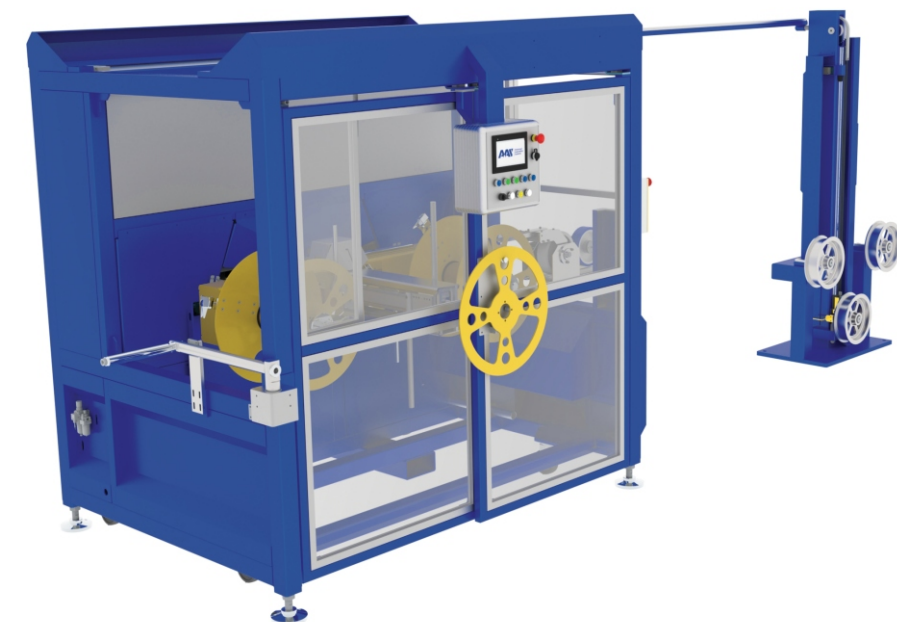
Automatic Coiler

S180 Flat Dripline Coiler

Our flat coiler is fully automatic and able to cope with the high-speed production of more than 180 meters per minute.

The special design of our coiler provides the ability to produce a wide range of products with a total coil width from 100mm and up to 330mm. The operation of the coiler has been designed in order to achieve a perfect coil change, at speeds in excess of 180 meters per minute. In order to provide to our partners the best possible performance of the coiler at 180m/min, an accumulator is developed for the task, which plays a significant role and enables us to achieve the desired results.

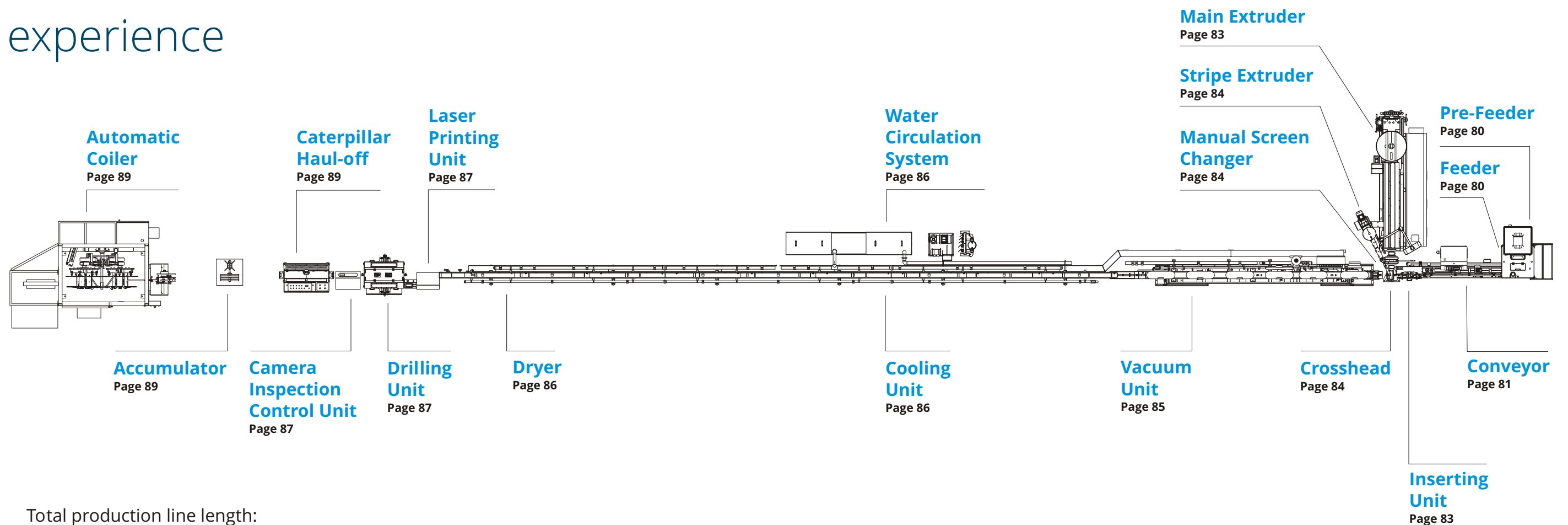
Our coiler's unique design, provides the ability to the line operator, to perfectly adjust the tension of the dripline during the coiling process, in both the steady and transient states.



R120 CL



production line for cylindrical dripline production, incorporating the latest technology in the industry along with our 40-year experience

Our knowledge, experience and expertise are combined with state-of-the-art technology and offered through R120 CL to our partners. From the design and development stage of every single component which is performed in-house from our R&D department, to the final commissioning of the production line at our partner's premises, we offer a unique quality experience. By bringing together the highest quality material with the latest technologies available, we manage to offer a comprehensive drip irrigation production solution attaining the industry leading production efficiency.



Total production line length:
Basic Composition 42,2 meters

R120 CL

Production Speed	Up to 120 meters/min	Inserting Capacity	Up to 500 emitters/min
Emitter spacing	Minimum 150 mm	Production Efficiency	Up to 99%
Minimum wall thickness	From 24 mil	Maximum wall thickness	Up to 47 mil
Pipe diameter	From 6,35 mm	Emitters*	 

Benefits of R120 CL

The unique attention to every single detail of our production lines along with the quality excellence that we offer, provide many benefits to our partners, which all translate to increased Return On Investment (ROI).

-  Industry leading production efficiency
-  Industry leading production speed
-  Fully customizable
-  The highest return on investment
-  Remote connectivity for software updates and troubleshooting
-  Continuous upgrades in software and hardware
-  Ease of overall usage and settings
-  Human Machine Interface (HMI)

Increased

- Overall production
- Efficiency
- Effectiveness
- Productivity
- Overall capacity
- Quality of the final product

Reduced

- Downtimes
- Malfunctions
- Production shutdowns
- Maintenance costs
- Overall scrap
- Energy consumption
- Water usage
- Vibrations
- Noise
- Factory floor space usage
- Time between product change
- Time for settings and adjustments


* Triton PC and Turbo Compact equivalent emitters can be used with R120 CL production line. Depending on the size and weight of the emitter, production speed and inserting capacity may vary.

R120 CL Components

All parts of our production lines are designed by our R&D team and produced by carefully selected suppliers according to proprietary mechanical designs.

Emitter Feeder Unit

Cylindrical production lines that operate at high speeds like the R120 CL, need a steady and uninterrupted supply of emitters in order to ensure that there will not be a production shutdown due to lack of emitters. Therefore, the feeder unit is a very important component of the R120 CL production line. In order for our R120 CL production line to operate at the industry leading speed for the particular segment, of 120 meters per minute, there is a need for supplying at least 500 emitters per minute. Feeding this quantity into the inserting unit without interruptions, faults and malfunctions is not an easy task and requires the combination of a pre-feeder and a feeder for an optimum, efficient and effective operation.




Pre-Feeder

The pre-feeder unit ensures the continuous supply of emitters into the feeder by utilizing a fully adjustable conveying mechanism that transfers the emitters to the correct position with the optimum speed. The small adjustment increments attribute to the

optimal operation of the pre-feeder in conjunction with the feeder and make the overall operation of the emitter feeder unit, far more efficient. The vibration mechanism that it incorporates, eliminates the possibility of any damage on the emitters.

The software controlling the operation of the pre-feeder along with the interconnectivity with the feeder, ensures that the optimum number of emitters is always inside the feeder by providing a steady feeding stream.

The main material used for the construction of our pre-feeder is painted steel of the highest quality, selected for uncompromised operation. Moreover, all materials used are of the highest possible quality in terms of durability, performance and compatibility with the rest of the production line in order to ensure seamless operation under all production circumstances and climatic conditions.




Feeder

The steady and problem free emitter supply of our feeders is a key element of their design. Especially for a production line that

runs at 120 meters per minute (m/min) and requires a total capacity of 500 Triton PC or Turbo Compact emitters per minute (e/min). The high capacity of our feeder, provides the overall desired quantity.


The build quality of the centrifugal feeders is extremely important since they handle an enormous amount of emitters during their lifecycle. Our feeders are manufactured with extremely precise machinery and the highest possible quality materials, selected for the particular operation. The extremely high quality of all parts, ensure a life-time and trouble-free operation.



Our feeders are designed and manufactured by keeping in mind another important aspect related to the production floor, which is the overall space occupancy of the production line. Being able to achieve top performance and durability by keeping the feeder as small as possible is challenging yet achievable with the correct design.

The use of a centrifugal feeding system in combination with extremely low manufacturing tolerances of the parts, results in a non-damaging feeding and insertion process of the emitters.

The overall feeding process is a combination of a specially developed software, along with the mechanical design and characteristics of




the feeder. This combination ensures the perfect balance between the pre-feeder and the inserting unit. The feeder acts as a balance connection point of the overall feeding unit, between the emitter storage which is the pre-feeder and emitter destination, the inserting unit.

Conveyor

Our unique conveyor design enables the perfect transfer of the emitters from the feeder unit to the inserting unit. The operation is performed with the use of an innovative custom-made conveyor belt, designed and developed from our R&D, specifically for the task. The belt is made from a special material which secures the optimum transfer of the emitters towards the inserting, without damaging them in the process due to friction.

The innovative design of the conveyor belt, provides the opportunity to operate without



the use of air as the main transfer force. By not incorporating air, we make sure that no dust or any foreign particles are blown on the emitter surface, or even worse in its labyrinth and water inlet. Moreover, with the use of a conveyor belt, we have completely eliminated the operational noise for the particular module of our production line.

An advanced alarm sensing system is developed, to guarantee high quality end-product under the strictest industry's specifications and seamless operation of the module in the unlikely event of a malfunction during the feeding process.

All critical parts are manufactured under strict tolerances, from a special aluminum alloy to secure no damage on the emitters during the transfer process.

Moreover, a special chemical treatment of all aluminum parts, guarantees a life-time operation without compromising the production speed and performance.



Human-Machine Interface (HMI)

The main idea behind the design of our user interface, is to make it as easy to use and understand as possible, while controlling 100% of the production line functions from all access points. Moreover, training of new production line operators is quick and easy

due to the design of our interface which is straightforward for every operator, regardless of their production knowledge and requires the minimum settings to produce a high-quality dripline.

Hence, the interaction with the machine is user-friendly and the navigation of the parameters is optimized according to the real production needs. The same principle has been followed for the mechanical adjustments of the line. We reinvented, designed and developed every small detail of each component of the production line in order to make it as efficient and effective it can possibly be.

Our HMI is fully customizable and adjustable in order to best fit the production needs and capabilities of our partners. The evaluation metrics of the production line can be set according to user's preference. This allows for a custom fit of the line's operation to each dripline manufacturer, according to their standards.

The HMI provides all necessary data regarding the production line operation, along with a complete set of the production output data. Those functions transform the HMI to a powerful decision-making tool for production planning, cost analyzing, efficiency and effectiveness increasing and so on. Moreover, it is a user-friendly ad hoc monitoring of the production.

Moreover, remote connectivity provides the ability for remote troubleshooting and constant updates for the production line software, directly from our premises to your production line.

Inserting Unit

Switching from Triton PC to Turbo Compact emitter and vice versa, for dripline production is a very simple procedure and the operator can easily perform it without any delays.

The whole inserting system is designed to be able to move back and forth, for a seamless operation and optimization of production, to achieve the highest ratio of productivity versus cost.

Our Smart Control function ensures extreme accuracy for emitter inserting into the drip irrigation pipe that can be achieved by the combination of our advanced software and quality excellence of our production line components. The advanced algorithms we use, achieve the minimum emitter spacing fluctuation of the dripline in the industry.

The flawless operation of our inserting unit ensures that the overall production line operation will not stop for inserting related issues, which will result in decreased

production costs, downtimes and scrap.

Our inserting unit is designed and developed in order to provide a perfect, seamless and problem free emitter insertion for many decades, since there are no other mechanical limitations in its operation.

Extruder

Our extruders feature a special screw design, which was developed for extremely stable material feeding of the head, under all circumstances. The precise and excellent mix of the material is essential for high quality dripline production. Finally, the stress-free push of the material towards the crosshead is vital for forming a perfect inner layer of the pipe, which will accommodate the emitters and will provide a smooth outer surface.

The extruder screw and the barrel are chemically processed for life-time, trouble free operation, in conjunction with the use of virgin raw materials. For the use of recycled raw materials, we offer a different solution of



a bimetal construction of screw and barrel. High quality top of the line gearbox is used, renowned for both the longevity of the equipment and its completely noiseless operation. We use ceramic resistors that provide the best performance ratio of watt consumption vs emitted heat, plus endurance in variable external circumstances.

The advanced PID-controlled heating elements that we incorporate, makes sure that the temperature of all points along the surface of the pipe are the correct ones for the dripline production.

The manual screen changer that we are using, provides a very large filtration surface. Moreover, it has the ability to operate at very high pressures without any leakage. Finally, the change of the filter itself is very easy and doesn't require special tools or knowledge from the operator.

We offer the option for a co-extruder which enables the use of recycled raw materials.

Moreover, with the coextrusion function, the final product can be customized with the use of different color stripes. Those two benefits of the coextrusion allows the manufacturer to offer a very wide product range to the market, and fulfill every customer demand.


The interface that we have developed is extremely user friendly and utilizes an LCD screen for the easiest possible Human-Machine Interface (HMI) interaction.

The extruder is stabilized with the use of specially designed wheels in order to eliminate any possible vibration at its maximum operation.

The cooling methods that we have selected for the extruder are specially designed and developed to reduce the noise at the minimum possible level, which allows a communicative environment around the production line.

Crosshead

The crosshead carries our own design, in order to be able to cope with the high-speed



production. It incorporates dedicated resistors, specially positioned to achieve uniform temperature distribution and optimal heat transfer.

In order to consistently produce a high-quality thick wall dripline, a very low pressure of the material is essential. This is the reason why we have designed a unique crosshead capable of combining all desired elements.

Our crosshead is designed for extreme effectiveness and efficiency, making the tools changing process, extremely easy and less time consuming. We have managed to reduce any pipe rotation tendency, by developing a completely new and innovative system which ensures the symmetrical distribution of pressure on the head outlet. We want all parts of the crosshead to attain the quality excellence that we praise, therefore we have developed a special chemical process for hardening each individual part.



Vacuum Unit

The process of shaping the pipe, by adjusting the vacuum through advanced Proportional Integral and Derivative (PID) algorithms enable us to achieve an absolutely stable vacuum under pressure and water leveling.

We provide exceptional built quality, with the most critical parts of the vacuum unit manufactured from high quality stainless steel. We want to ensure that no rust will be created on the surfaces of the individual parts and that the whole unit will be robust and steady under operation for many years of continuous operation.



We have developed an innovative method for hole detection on the dripline, which utilizes both specially designed hardware and software. The intelligent algorithms used are a result of extensive research on probabilistic models.


Finally, the vacuum unit is designed in such a way that when the pipe is cut, there is no water going out of the system.

Water Circulation System

We have developed a closed loop water circulation system for every production line. The main advantage of this system is that each line is independent from the rest of the factory. This means that our production line

is not affected in any way from the operation of other lines, or machinery in the factory. Moreover, since there is no need for a drainage system, the production floor is always clean and most importantly free of water transfer pipes.

The quality excellence that we praise is present in the closed loop system as well, with all parts manufactured from high quality stainless steel. By using the specific material, we make sure that no rust will be created on any surface and that the build quality is exceptional and consistent.




Cooling Unit

With our dedicated cooling unit, we achieve a uniform distribution of water with the ideal temperature, along the complete length of the cooling through. By incorporating many water inlets and outlets on critical positions, we achieve an ideal for the task, high circulation rate. This provides an additional advantage, since it results a reduced need of overall cooling length, saving cost and valuable space on the production floor. Just like the other parts of vacuum and cooling module, all important parts of the cooling unit are manufactured from stainless

steel, to ensure a rust free and long-lasting operation.

The unit carries a fully adjustable mechanism, in order to achieve the perfect alignment, in the minimum possible time, without any water leakage.



Dryer


The design of our dryer which is a result of extensive research and experience, along with the ingenious usage of physics, ensures that the dripline is dried perfectly.

The innovative design of the air nozzles that we have developed, provide the ability to make the perfect adjustments of both the air speed and direction. This enables the perfect drying of the dripline in a very short time.

The complete drying system is a closed type one, which means that the production noise is the minimum possible.


Laser Printing Unit

Our R&D design and development team managed to incorporate, for the first time in an ultra high speed drip irrigation production line, a laser printing unit. This purpose built unit enables ultrafast marking of traceability and marketing information on the driplines. The flexibility and precision of the marking allows the manufacturers to mark clear and unique information of unparalleled quality. As all our production line units, it is produced with the highest quality materials to ensure excellent and long lasting printing quality.



Drilling Unit


The drilling process of the dripline is one of the most complicated and yet important



functions of a drip irrigation production line. This is why we have put a lot of effort in designing and developing the most advanced drilling unit in the industry. Capable of coping with the drilling demand of a high-speed production, of 120 meters per minute. The operating capacity of our driller is up to 500 emitters per minute, making it the fastest drilling unit in this segment of the industry.

The dripline positioning is constantly adjusted automatically, in order to maintain the perfect position of the emitter under the driller and therefore perform a perfect drill every time, at the highest operation speed.

We have developed an innovative and revolutionary inspection system, which utilizes a multi-point camera setup and



intelligent algorithms, for the drilling inspection of cylindrical driplines, which requires the minimum adjustment.

The unique advanced motion control algorithms that we have developed, enables us to almost eliminate the vibrations derived from drilling.

We have developed two or four hole drilling for the water outlet. The drilling operation is performed by utilizing advanced algorithms and a software, specifically developed for the task which can evaluate two or four holes respectively.

The advanced and innovative design of every single part of the drilling unit, along with their exceptional quality, ensures that there are not any sensitive parts in the system that can be damaged from the drilling process.

The build quality of the drilling unit is extremely important since it is a module that operates at high speed throughout its lifecycle, performing countless drills. This is the reason why it is manufactured with extremely high precision machinery and



materials of the highest quality, carefully selected for the particular operation. Moreover, the high quality of all aluminum parts, ensure a life-time and trouble-free operation. Finally, all critical parts are constructed from a special aluminum alloy to achieve an extremely low weight.

We have designed and developed a unique air vacuum system, which can be used either for two or four holes depending on the dimensions of the emitter, that removes and stores the part of the pipe that has been cut during the drilling process. This leads to a totally clean space around the drilling unit, without any cutting chips.



Haul-Off

Caterpillar R120

The unique design of our caterpillar unit in conjunction with the software development and the controlled algorithms that we use, enable us to achieve a perfect and stable pulling of the dripline.



The great built quality of our caterpillar ensures its durability and the high performance of the unit. It is equipped with poly-V belts which guarantees a perfectly aligned movement of the belt and dripline. By designing it from scratch and carefully selecting special materials for our caterpillar, we have managed to develop a noiseless

haul off unit with no vibrations for the pull of a wide variety of driplines.


Automatic Coiler

R120 Cylindrical Dripline Coiler

Our cylindrical coiler is fully automatic and able to cope with the high-speed production of more than 120 meters per minute.

The special design of our coiler provides the ability to produce a wide range of products with a total coil width from 120 mm and up to 300 mm. The operation of the coiler has been designed in order to achieve a perfect coil change, at speeds up to 120 meters per minute. In order to provide to our partners the best possible performance of the coiler and guarantees a seamless automatic coil change at 120m/min, an accumulator is developed for the task, which plays a significant role and enables us to achieve the desired results.

Our coiler's unique design and automation software, provides the ability to the line operator, to perfectly adjust the tension of the dripline during the coiling process, in both the steady and transient states.



Customization

The knowledge, experience and expertise of our dedicated production line development team, enables us to provide customized solutions for the specific bespoke needs of every market worldwide. Our 40-year experience in the drip irrigation industry, equips us with the ability to understand every dripline producer needs, goals and expectations. Moreover, we already know that the market each company operates in has its own challenges and we have solutions for each challenge.

In order to meet all drip irrigation production criteria and constraints of our partners, and at the same time deliver a perfectly operating production line with a great efficiency, we have developed a wide range of different

solutions for each production line component. All components provided are designed, developed and optimized by our R&D team and can be combined in order to reach the best possible outcome with the greatest production output and achieve the highest possible Return On Investment (ROI). The production line department will work with you hand in hand to develop the optimum dripline production solution for your individual needs. We can provide several alternatives that will enable you to achieve all your targets. We will thoroughly explain the benefits of each solution, in order to assist you with the optimal dripline production configuration.

Holistic Approach in Human Error Elimination

One of the critical elements in a production procedure is the human error. In an attempt to eliminate this issue, we have developed a holistic approach which involves three basic steps and minimizes the need for human intervention.

The first step is the development of an HMI which is extremely easy to operate and does not require any particular knowledge or skills. From the simple to understand graphics and the ease of access through the touch screens, our interface can be operated as easy as any tablet or smartphone.

The second one, is the advanced software that we have developed which provides the

ability to preprogram and set several production criteria that can be easily accessed and selected by the line operator. Moreover, the micro adjustments that might be needed are extremely easy and can be performed via the touch screens either on the beginning or the end of the line.

Last step but the most important one, is the extensive training that we provide to your production line supervisor. Our 40-year experience enables us to provide the highest possible training in both production line operation and immediate problem solving during production.

Commissioning

We have developed a unique production line commissioning experience for our partners. As soon as you place your order, we start working on it by assembling all components of your production line. The next step is to start operating the production line and run several tests on every component, in order to ensure that it is operating as described. As soon as every test is completed and we produce an adequate quantity of high-quality dripline, we welcome you in our showroom for a comprehensive demonstration. You are able to see your production line operate for the first time and experience firsthand the quality excellence of our products and services.

After your approval, the production line is carefully packed and shipped to your factory.

Upon arrival of the production line, our dedicated commissioning officer will come to your premises to finalize the commissioning process which involves several steps. First of all, he inspects the production line components. The next step is to install them in place and make the appropriate alignments and adjustments. The final step involves both initializing the production line operation and at the same time train your line supervisor.

As soon as the production line runs smoothly, the dripline is produced according to specifications and your production team feels comfortable with the complete line operation, our commissioning officer can leave the premises and the commissioning is regarded complete.



Support

Products

We have designed and developed a wide range of emitters which can meet all irrigation needs worldwide. The enormous production capacity that we have in emitters guarantees a constant supply of the most important ingredient of a dripline.

Raw Materials

We can assist you in raw material selection for your dripline production at every level. Depending on availability at your specific area, we will determine the optimal solution which will best suit your production needs.

Spare Parts

We keep a wide range of spare parts and consumables at our warehouse in order to be

able to dispatch them immediately to your premises and therefore reduce the downtimes to the minimum possible.

Troubleshooting

In the unlikely event of a production shutdown due to a production line malfunction, the line operator has to follow the standard procedure which was thoroughly explained to him during the initial training process. If the problem persists and cannot be solved by following the standard procedure, we provide the ability to connect remotely with our premises and provide a solution online. Moreover, our technicians are always available for any issue that can not be solved by your maintenance team, offering immediate On-site support.

Constant Upgrades and Enhancements

In order to achieve the quality excellence that we praise, we never stop evolving. The extremely fast pace of technology evolution, combined with the advanced skills and experience of our team members, enables us to constantly improve our production lines. By utilizing the latest available technology, we constantly upgrade both the hardware and the software of our production lines in order to offer to you the best possible solution.

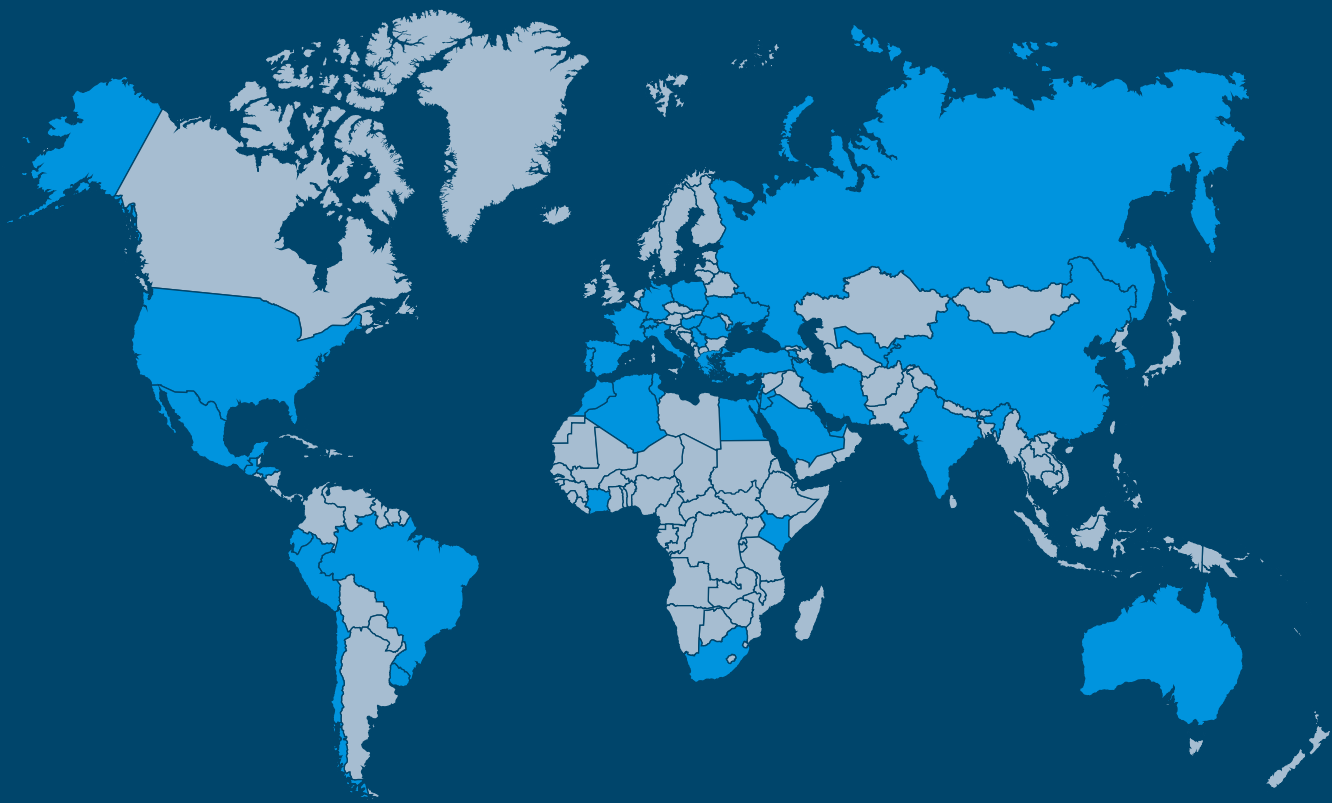
Hardware

The hardware upgrades that we design and develop, are compatible with both our current and previous model range. This means that we offer the opportunity for an older production line to be more productive and efficient. Another advantage of constantly improving several parts, is that of increased durability and reduction of the maintenance costs. Finally, we develop new product kits and sets that can be installed on the production lines to increase profitability and make an impact to your market by differentiating. For instance, the introduction of a flap outlet instead of a hole that can be easily installed and interchanged. The coextrusion kit that enables the production of dripline with one- or two-color lines.

Software

The software upgrades that we develop are designed for both functionality and convenience. The functional updates are designed to enhance the operation of several different parts and to allow for a more productive and at the same time cost effective overall operation. Moreover, every new hardware update needs its corresponding software update to function. The convenience updates have to do with the HMI ease of access and usability for error proof operation and the remote connectivity or the interconnectivity between the production lines.





Our multi-year global presence in the industry of drip irrigation, equips us with deep knowledge of the particularities and challenges of every country and region. Therefore, we are the experts in the drip irrigation industry. We Know Drip



Showroom:

10 Andrea Araouzou str.,
3056 Limassol, Cyprus

Head Office:

12 Andrea Araouzou str.,
3056 Limassol, Cyprus

Factory:

9 Fytion str.,
3056 Limassol, Cyprus

T: + 357 25 399962

F: +357 25 399963

aas@aasystems.eu